

THE ORDNANCE CATALOG

(ORDNANCE PROVISION SYSTEM)

GROUP A

ORDNANCE DEPARTMENT,
WASHINGTON, MARCH 20, 1942

STANDARD NOMENCLATURE LIST NO. A-38

GUN, MACHINE, CAL.50, BROWNING, M2, AIRCRAFT - BASIC

Parts and Equipment

(Supersedes Standard Nomenclature List No. A-38, September 5, 1940
and changes thereto)

For full information relative to standard nomenclature lists, the procedure followed and the principles employed in their compilation, together with the purposes and uses thereof, see Ordnance Field Service Bulletin No. 1-8 and Ordnance Publications for Supply Index.

This standard nomenclature list is supplemental to Tables of Organization, Tables of Basic Allowances and Tables of Allowances. It is therefore imperative that it be in the hands of all organizations and establishments concerned. Special attention should be given to its distribution.

CONTENTS

Drawings		Page
	List of Plates	2
	Major Items	3
	Parts for:	
Class 51, Div. 82	Basic Gun	Section I 4
	Additional Back Plates	Section II 16
D28200	Operating Slide, Group Assembly	Section III 23
D28300A	Retracting Slide, Group Assembly	Section IV 25
	Organization Spare Parts:	
D28272	Barrel, assembly (spare)	27
	Browning Machine Gun, Cal..50, M2, Aircraft, set	27
	Organization Equipment:	
	Accessories	29
	Sighting Equipment	33
	Cleaning and Preserving Material and Tools and Equipment Used Therewith	33
	Articles for Instructional Purposes	33
	Ammunition	33
	Parts for Accessories; for:	
C3854	EXTRACTOR, ruptured cartridge, Mk. IV	34
B8794	MACHINE, link loading, cal..50, M2	34
C59737	OILER, oval, 3 oz., w/cap and chain	34
C59736	OILER, rectangular, 12 oz., w/cap and chain	35
B147001	REFLECTOR, barrel, cal..30	35
B8398	BOB, cleaning, cal..30, M2A1	36

GUN, MACHINE, CAL.50, BROWNING, M2 **AIRCRAFT - BASIC**

CONTENTS - Continued

Drawings		Page
	Parts for Accessories; for: - Cont'd.	
D35442	ROD, cleaning, cal..50, M6 -----	36
D8237	ROD, cleaning, jointed, cal..30, M1 -----	36
D35441	ROD, cleaning, jointed, cal..50, M7 -----	37
C64302	TOOL, carbon removing, cal..30, M4 -----	37
B131314	TOOL, combination, cal..30, M2 -----	38
C3856	TOOL, release -----	38
D28242	WRENCH, combination, cal..50, M2 -----	38
C67217	WRENCH, pipe, strap, cap. 2 - 5 in. -----	38
	Maintenance Tools -----	38
	Notes -----	39
	Use of Prices -----	40
	Addendum:	
	Estimated quantities of Major Items, Maintenance Parts and Equipment for the maintenance for twelve (12) months within a theater of operations for 100 Browning Machine Guns, Cal..50, M2, Aircraft - Fixed and/or Flexible	1-7
	Supplement No. 1:	
	Groupment Weights -----	1

LIST OF PLATES

Plate No.		
1	Browning Machine Gun, Cal..50, M2, Aircraft - Basic - Right Side View -----	41
2	Browning Machine Gun, Cal..50, M2, Aircraft - Basic - Left Side View -----	42
3	Browning Machine Gun, Cal..50, M2, Aircraft - Fixed - Right Side View -----	43
4	Browning Machine Gun, Cal..50, M2, Aircraft - Flexible - Right Side View -----	44
5	Browning Machine Gun, Cal..50, M2, Aircraft - Receiver Group - Parts -----	45
6	Browning Machine Gun, Cal..50, M2, Aircraft - Receiver - Parts -----	46
7	Browning Machine Gun, Cal..50, M2, Aircraft - Bolt Group - Parts -----	47
8	Browning Machine Gun, Cal..50, M2, Aircraft - Cover Group - Parts -----	48
9	Browning Machine Gun, Cal..50, M2, Aircraft - Barrel Extension and Oil Buffer Group - Parts -----	49
10	Browning Machine Gun, Cal..50, M2, Aircraft - Oil Buffer Group - Parts -----	50
11	Browning Machine Gun, Cal..50, M2, Aircraft - Fixed - Horizontal Buffer Back Plate - Parts -----	51
12	Browning Machine Gun, Cal..50, M2, Aircraft - Flexible - Spade Grip Back Plate - Parts -----	52
13	Browning Machine Gun, Cal..50, M2, Aircraft - Fixed - Operating Slide - Parts -----	53
14	Browning Machine Gun, Cal..50, M2, Aircraft - Flexible - Retracting Slide - Parts -----	54
15	Combination Wrench, Cal..50, M2 -----	55
16	Link Loading Machine, Cal..50, M2 -----	56

MAJOR ITEMS

Note Symbol	Plate No.		Unit Price
ø	1	GUN, Machine, Cal..50, Browning, M2, Aircraft - Basic -----	\$
ø	3	GUN, Machine, Cal..50, Browning, M2, Aircraft - Fixed -----	
ø	4	GUN, Machine, Cal..50, Browning, M2, Aircraft - Flexible -----	

NOTE

Browning Machine Guns, Cal..50, M2, Aircraft - Basic, manufactured by the High Standard Manufacturing Company and serial numbered 115125 to 162799 inclusive were incorrectly marked as follows:

Colt Aircraft Machine Gun
Browning Type
Model M353-2 Caliber .50

When any of the above numbered guns are received in an Ordnance Shop for overhaul, the markings should be changed as follows:

~~Colt Aircraft~~ Machine Gun, Browning ~~Type~~
~~Model M353-2~~ Caliber .50, M2

**GUN, MACHINE, CAL.50, BROWNING, M2
AIRCRAFT - BASIC**

NOTE SYMBOL	PLATE NO.	ITEM STOCK NO.	PIECE MARK OR DRAWING NO.	ITEM	QUAN. PER UNIT ASS'Y.	UNIT PRICE
SECTION I						
PARTS FOR BASIC GUN						
(See # note)						
A-19 %	9	01-00010	C8141	ACCELERATOR	1	\$ 2.96P
	5		C4052	ADAPTER, trunnion	1	7.15P
A-19 %	8		B8914	ARM, belt feed pawl	1	.53P
A-19 %	6	01-00020	B8944	BAR, trigger	1	1.81P
Y	5		D35348	BARREL	1	20.99
%			D28272	BARREL, assembly (Composed of: Y one D35348 BARREL Y one A130410 barrel SLEEVE)	(1)	23.72
%	5	01-00040	B8910	BEARING, barrel, front	1	2.82P
Y	5	01-00050	B8921	BEARING, breech	1	5.70P
Y	5		D28264	BLOCK, trunnion	1	23.17P
A-19 *			C4076	BLOCK, trunnion, assembly (Composed of: * one A13572 bunter PLUG Y one D28264 trunnion BLOCK)	(1)	28.08P
A-19 Y	9	01-00060	C8063	BODY, oil buffer	1	14.30P
A-19 %			C3941	BODY, oil buffer, assembly (Composed of: two B9712 breech lock DEPRESSOR two A9283 breech lock depressor RIVET Y one C8063 oil buffer BODY * two B9715 oil buffer GUIDE)	(1)	16.08
A-19 Y	7	01-00070	D28256	BOLT, alternate feed	1	47.09P
A-19 %			B147463	BOLT, alternate feed, assembly (used on guns of present manufacture) (Composed of: Y one D28256 alternate feed BOLT one A13529 bolt switch STUD one A9385 extractor stop PIN Y one A152858 recoil PLATE)	(1)	47.21P
A-19 %		01-00080	B8954	BOLT, alternate feed, assembly (used on guns of early manufacture) (Composed of: Y one D28256 alternate feed BOLT one A13529 bolt switch STUD one A9385 extractor stop PIN Y one A9378 recoil PLATE)	(1)	56.06P
A-19 %		01-00090	A152938	BOLT, breech lock cam (used on guns of present manufacture)	1	
A-19 Y		01-00100	A152752	BRACKET	1	.19P
A-19 *	5		C4059	BRACKET, belt holding pawl, L.H.	1	4.92P
A-19 *	5		B128730	BRACKET, belt holding pawl, R.H.	1	5.02P
A-19 Y		01-00110	C4061	BRACKET, bolt latch	1	
A-19 *			C4070	BRACKET, top plate	1	3.01P
A-19			C4077	BUFFER, oil, assembly (Composed of: one A9279 oil buffer gland PACKING one A9277 oil buffer packing gland PLUG one A9297 oil buffer packing gland RING)	(1)	12.74P

PARTS FOR BASIC GUN

SNL A-38

NOTE SYMBOL	PLATE NO.	ITEM STOCK NO.	PIECE MARK OR DRAWING NO.	ITEM	QUAN. PER UNIT ASS'Y.	UNIT PRICE
				BUFFER, oil, assembly - Cont'd.		\$
				one A9299 oil buffer packing gland SPRING		
				one A9267 oil buffer piston head NUT		
				one A9380 oil buffer piston head nut PIN		
				one B8763 oil buffer piston ROD, assembly		
				one B17169 oil buffer piston rod HEAD		
				one B8969 oil buffer piston VALVE, assembly		
				one A9528 oil buffer relief VALVE		
				one A9360 oil buffer relief valve SCREW		
				one A9393 oil buffer relief valve SPRING		
				one C8146 oil buffer TUBE		
				one B9731 oil buffer tube CAP		
				two A9361 oil buffer tube filler SCREW)		
A-19 *	5	A9373		CAM, extractor	1	.53P
A-19 *	8	C64279		CAM, extractor, cover	1	1.57P
A-19 Y		C64319		CAM, lock, breech (used on guns of present manufacture)	1	
A-19 Y	6	C4063		CAM, lock, breech (used on guns of early manufacture)	1	4.97P
A-19		B147583		CAM, lock, breech, assembly (used on guns of present manufacture)	(1)	
				(Composed of:		
				Y one C64319 breech lock CAM		
				Y one A13533 breech lock cam PLUG)		
A-19		B8956		CAM, lock, breech, assembly (used on guns of early manufacture)	(1)	5.09P
				(Composed of:		
				Y one C4063 breech lock CAM		
				Y one A13533 breech lock cam PLUG)		
A-19	10	B9731		CAP, oil buffer tube	1	2.49P
A-19 %	7	A152900		COLLAR, driving spring rod	1	.02P
A-19 Y	8	D28258		COVER	1	21.23
A-19		C4081		COVER, assembly	(1)	23.86P
				(Composed of:		
				one A9395 belt feed lever pivot STUD		
				one A9384 belt feed lever pivot stud PIN		
				one A9398 belt feed lever pivot stud WASHER		
				Y one A152752 BRACKET		
				Y one D28258 COVER		
				two A152980 cover bracket RIVET		
				* one C64279 cover extractor CAM		
				three A9282 cover extractor cam RIVET		

**GUN, MACHINE, CAL.50, BROWNING, M2
AIRCRAFT - BASIC**

NOTE SYMBOL	PLATE NO.	ITEM STOCK NO.	PIECE MARK OR DRAWING NO.	ITEM	QUAN. PER UNIT ASS'Y.	UNIT PRICE
				COVER, assembly - Cont'd. one A9365 cover extractor spring STUD one A9366 cover latch spring STUD)		\$
A-19 %	5	01-00140	B8939	COVER, top plate	1	.98
A-19 %			A13588	COVER, trunnion block	1	.86P
A-19	9		B9712	DEPRESSOR, breech lock	2	.86P
A-19 %	11		A152835	DISK, buffer	22	.03P
A-19 %	7		B9732	EJECTOR	1	.77P
A-19 Y	9		D28254	EXTENSION, barrel	1	
A-19 %			C4082	EXTENSION, barrel, assembly (Composed of: Y one D28254 barrel EXTENSION one B9728 barrel extension SHANK one A9268 barrel extension shank lock PIN)	(1)	27.46P
A-19 *	7		B8946	EXTENSION, firing pin	1	3.44P
A-19 %			B8976	EXTENSION, firing pin, assembly (Composed of: * one B8946 firing pin EXTENSION one A9353 firing pin SPRING one A9382 firing pin spring stop PIN)	(1)	3.61P
A-19 Y	7		C4065	EXTRACTOR	1	
A-19 %			B8959	EXTRACTOR, assembly (Composed of: one B9732 EJECTOR one A9273 ejector PIN one A9523 ejector SPRING Y one C4065 EXTRACTOR)	(1)	4.61P
A-19 Y	6		A13001	GUIDE, cover detent pawl	1	.04P
A-19 *	9		B9715	GUIDE, oil buffer	2	
A-19 Y	10		A9518	GUIDE, oil buffer spring	1	
A-19 %			B8782	GUIDE, oil buffer spring, assembly (Composed of: Y one A9518 oil buffer spring GUIDE one A9520 oil buffer spring guide KEY)	(1)	1.81P
A-19 %	7		B8583	HANDLE, bolt (preferred)	1	
A-19 %			B8583	HANDLE, bolt, assembly (usable) (Composed of: Y one A13280 bolt handle PIN Y one A13278 bolt handle SLEEVE Y one A13279 bolt handle STUD)	-	1.16P
A-19 Y	7		A152567	HEAD, belt holding pawl pin	2	.02P
A-19 Y	10		A152901	HEAD, driving spring rod	1	.04P
A-19			B17169	HEAD, oil buffer piston rod	1	1.48P
Y	5	01-00170	D28255	JACKET, barrel	1	8.80P
*		01-00180	C4047	JACKET, barrel, assembly (Composed of: Y one D28255 barrel JACKET Y one B8921 breech BEARING)	(1)	15.28P

PARTS FOR BASIC GUN

SNL A-38

NOTE SYMBOL	PLATE NO.	ITEM STOCK NO.	PIECE MARK OR DRAWING NO.	ITEM	QUAN. PER UNIT ASS'Y.	UNIT PRICE
§		01-00190	C64290	JACKET, barrel, w/front bearing, assembly _____ (Composed of: one B8910 barrel BEARING, front * one C4047 barrel JACKET, assembly two A13655 front barrel bearing SCREW)	(1)	\$
A-19 Y			A13544	KEY, cover latch shaft _____	1	.11P
A-19	10		A9784	KEY, oil buffer piston valve _____	2	.16P
A-19	10		A9520	KEY, oil buffer spring guide _____	1	.24P
A-19 Y	6		A9519	KEY, trigger bar pin _____	1	.01P
A-19 §	11		B8949	LATCH, back plate _____	1	1.00P
A-19 §	8		B8928	LATCH, cover _____	1	.53P
A-19 §	7		B9718	LEVER, cocking _____	1	.91P
A-19 Y	8		A13586	LEVER, cover latch shaft _____	1	.53P
A-19 §	8		C64278	LEVER, feed, belt (used on guns of present manufacture) _____	1	4.73P
A-19 §			C4057	LEVER, feed, belt (used on guns of early manufacture) _____	1	5.02P
A-19 §	11		B147464	LOCK, back plate latch _____	1	1.24P
A-19 §	9		B8925	LOCK, breech _____	1	2.58P
A-19 §			B8787A	LOCK, oil buffer tube (preferred) _____	1	
A-19 §			B8787	LOCK, oil buffer tube, assembly (usable) _____	-	1.16P
				(Composed of: Y one B9726 oil buffer tube lock SPRING Y one B9742 oil buffer tube lock spring STUD)		
A-19 §	9		A9266	LOCK, spring, oil buffer body _____	1	.15P
A-19 Y	6		B9786	LOCK, trigger bar pin _____	1	.24P
A-19 §	6		A13565	LOCK, trunnion block _____	1	.24P
A-19 §			A152939	NUT, breech lock cam bolt (used on guns of present manufacture) _____	1	
A-19 §	10		A9267	NUT, oil buffer piston head _____	1	.29P
A-19 §	6		A13556	NUT, switch pivot _____	1	.19P
A-19 §	10		A9279	PACKING, oil buffer gland _____	1	.16P
A-19 §			B8975	PAWL, aligning, cartridge (used on guns of present manufacture) _____	1	.71P
A-19 Y	6		B8927	PAWL, cover detent _____	1	.87P
A-19 §			B8515	PAWL, cover detent, assembly _____	(1)	.91P
				(Composed of: Y one B8927 cover detent PAWL Y one A13001 cover detent pawl GUIDE)		
A-19 Y	8		B8913	PAWL, feed, belt _____	1	1.15P
A-19 §			B8961	PAWL, feed, belt, assembly _____	(1)	1.21P
				(Composed of: Y one B8913 belt feed PAWL * two A13518 belt feed pawl arm locating PIN Y one A13517 belt feed pawl arm PIN)		
A-19 §	6		B8916	PAWL, holding, belt _____	1	1.53P
A-19	11		A152753	PIECE, filler, back plate _____	1	.51P
A-19 §	11		A152750	PIECE, filler, lower _____	1	.33P
A-19 Y	11		A152751	PIECE, filler, upper (used on guns of early manufacture) _____	1	

**GUN, MACHINE, CAL.50, BROWNING, M2
AIRCRAFT - BASIC**

NOTE SYMBOL	PLATE NO.	ITEM STOCK NO.	PIECE MARK OR DRAWING NO.	ITEM	QUAN. PER UNIT ASS'Y.	UNIT PRICE
A-19 Y	9		A9276	PIN, accelerator	1	.24P
A-19 %			B8790	PIN, accelerator, assembly (Composed of: Y one A9276 accelerator PIN one A9357 accelerator pin SPRING)	(1)	.26P
A-19			A9263	PIN, back plate (used on guns of early manufacture)	1	
A-19 %			A9275	PIN, back plate filler piece ¹ (used on guns of present manufacture)	1	.02P
A-19 %	11		A9275	PIN, back plate latch	1	.02P
A-19 %	11		Al3581	PIN, back plate latch lock	1	.08P
A-19			A9384	PIN, belt feed lever pivot stud	1	.01P
A-19 Y	8		Al3519	PIN, belt feed pawl	1	.19P
A-19 %			B8962	PIN, belt feed pawl, assembly (Composed of: Y one Al3519 belt feed pawl PIN one A9357 belt feed pawl pin SPRING)	(1)	.21P
A-19 Y	8		Al3517	PIN, belt feed pawl arm	1	.02P
A-19 Y			B8917	PIN, belt holding pawl	2	.55P
A-19 %	6		B8963	PIN, belt holding pawl, assembly (Composed of: Y one B8917 belt holding pawl PIN Y one Al52567 belt holding pawl pin HEAD one Al3497 belt holding pawl pin SPRING)	(2)	.64P
A-19 Y			Al3280	PIN, bolt handle (usable)	-	.01P
A-19 Y	9		A9274	PIN, breech lock	1	.19P
A-19 %			B8784	PIN, breech lock, assembly (Composed of: Y one A9274 breech lock PIN one A9357 breech lock pin SPRING)	(1)	.21P
A-19 %			Al3612	PIN, cartridge aligning pawl	1	.02P
A-19 %	7		A9383	PIN, cocking lever	1	.33P
H-1 Y	11		BFAK1BB	PIN, cotter, split, S., 1/16 x 7/16 (for replacement use BFAK1BE and cut off)	4	.01P
H-1 %	6		BFAK1BE	PIN, cotter, split, S., 1/16 x 3/4	2	.01P
H-1 %	6		BFAK1CE	PIN, cotter, split, S., 3/32 x 3/4	2	.01P
H-1 %	8		BFAK1DF	PIN, cotter, split, S., 1/8 x 7/8	1	.01P
H-1 %			BFAK1DK	PIN, cotter, split, S., 1/8 x 1-1/2	1	.01P
A-19 %	8		A9271	PIN, cover	1	.53P
A-19 Y	8		Al3587	PIN, cover latch shaft lever	1	.01P
A-19 %	7		A9273	PIN, ejector	1	.02P
A-19 %	7		B17171	PIN, firing	1	1.81P
A-19 *	8		Al3518	PIN, locating, belt feed pawl arm	2	
A-19			A9268	PIN, lock, barrel extension shank	1	.02P
A-19 %	11		Al52854	PIN, lower filler piece	2	.01P
A-19	10		A9380	PIN, oil buffer piston head nut	1	.02P
A-19	10		A9379	PIN, oil buffer piston rod	1	.02P
A-19	7		Al52899	PIN, retaining, driving spring rod	1	.02P
A-19 Y	7		A9381	PIN, sear stop	1	.02P
A-19 %	7		Al52898	PIN, stop, driving spring rod collar	1	.01P

¹ Identical with back plate latch PIN, A9275, and so carried and reviewed.

PARTS FOR BASIC GUN

SNL A-38

NOTE SYMBOL	PLATE NO.	ITEM STOCK NO.	PIECE MARK OR DRAWING NO.	ITEM	QUAN. PER UNIT ASS'Y.	UNIT PRICE
A-19	7		A9385	PIN, stop, extractor	1	\$.01P
A-19 %			A9382	PIN, stop, firing pin spring	1	.01P
A-19 Y			A9498	PIN, switch pivot dowel (used on guns of early manufacture)	2	
A-19 Y	6		A20708	PIN, trigger bar	1	.53P
A-19 %			B8683	PIN, trigger bar, assembly (Composed of: Y one A20708 trigger bar PIN Y one A9519 trigger bar pin KEY Y one B9786 trigger bar pin LOCK)	(1)	.78P
A-19 %			A13546	PIN, trunnion block cover	2	.02P
A-19 Y	6		A13555	PIVOT, switch (used on guns of early manufacture)	1	
A-19	11		D35276	PLATE, back (used on guns of present manufacture)	1	
A-19 Y	12		D35465	PLATE, back (used on guns of early manufacture)	1	
A-19 %			C64311	PLATE, back, w/horizontal buffer, assembly (used on guns of present manufacture) (Composed of: one A152834 adjusting SCREW one A152839 adjusting screw PLUNGER one A9300 adjusting screw plunger SPRING one D35276 back PLATE one A152753 back plate filler PIECE one A9275 back plate filler piece PIN one B8949 back plate LATCH one B147464 back plate latch LOCK one A13581 back plate latch lock PIN one A152875 back plate latch lock SPRING one A9275 back plate latch PIN one A9356 back plate latch SPRING twenty-two } A152835 buffer DISK one A152869 buffer PLATE one A152750 filler PIECE, lower two A152854 lower filler piece PIN Y three BFA1188 PIN, cotter, split, S., 1/16 x 7/16)	(1)	18.06P
A-19 %			C77451	PLATE, back, w/horizontal buffer, assembly (used on guns of early manufacture) (Composed of: one A152834 adjusting SCREW one A152839 adjusting screw PLUNGER one A9300 adjusting screw plunger SPRING	(1)	

**GUN, MACHINE, CAL.50, BROWNING, M2
AIRCRAFT - BASIC**

NOTE SYMBOL	PLATE NO.	ITEM STOCK NO.	PIECE MARK OR DRAWING NO.	ITEM	QUAN. PER UNIT ASS'Y.	UNIT PRICE
A-19 *			C64288	PLATE, back, w/horizontal buffer, assembly (used on guns of early manufacture) - Cont'd. * one C64288 back PLATE, w/o latch, assembly one A152753 back plate filler PIECE one A9275 back plate filler piece PIN one B8949 back plate LATCH one BL47464 back plate latch LOCK one A13581 back plate latch lock PIN one A152875 back plate latch lock SPRING one A9275 back plate latch PIN one A9356 back plate latch SPRING twenty-) A152835 buffer DISK two) one A152869 buffer PLATE one A152750 filler PIECE, lower two A152854 lower filler piece PIN Y three BFAX1RB PIN, cotter, split, S., 1/16 x 7/16) PLATE, back, w/o latch, assembly (used on guns of early manufacture) (Composed of: Y one D35465 back PLATE one A9263 back plate PIN Y one BL47468 buffer TUBE Y one A152751 filler PIECE, upper two A9287 filler piece RIVET)	(1)	
A-19 *	5	D28257		PLATE, bottom	1	9.09P
A-19 %	11	A152869		PLATE, buffer	1	.29P
A-19 Y		A152858		PLATE, recoil (used on guns of present manufacture)	1	.04P
A-19 Y		A9378		PLATE, recoil (used on guns of early manufacture)	1	.05P
A-19 Y	5	D28262		PLATE, side, L.H.	1	13.89P
A-19 *		C4085		PLATE, side, L.H., assembly (Composed of: * one C4059 belt holding pawl BRACKET, L.H. *three A13598 belt holding pawl bracket RIVET, long one A9373 extractor CAM two A9501 extractor cam RIVET Y one D28262 side PLATE, L.H.)	(1)	19.48P
A-19 Y	5	D28261		PLATE, side, R.H.	1	14.42P
A-19 *		C4086		PLATE, side, R.H., assembly (Composed of: * one B128730 belt holding pawl BRACKET, R.H. *three A13598 belt holding pawl bracket RIVET, long	(1)	19.48P

PARTS FOR BASIC GUN

SNL A-38

NOTE SYMBOL	PLATE NO.	ITEM STOCK NO.	PIECE MARK OR DRAWING NO.	ITEM	QUAN. PER UNIT ASS'Y.	UNIT PRICE
A-19 Y A-19 *	5		D28263 C4087	PLATE, side, R.H., assembly - Cont'd. * two A13698 belt holding pawl bracket RIVET, short Y one D28261 side PLATE, R.H.) PLATE, top PLATE, top, assembly (Composed of: Y one C4061 bolt latch BRACKET * five A13522 bolt latch bracket RIVET, short Y one D28263 top PLATE * one C4070 top plate BRACKET * two A9292 top plate bracket RIVET * one A9367 top plate bracket STUD * one A9391 trigger bar STOP, front * one A9390 trigger bar STOP, rear)	1 (1)	\$ 5.98P 19.26P
A-19 Y A-19 *	6		A13533 A13572	PLUG, breech lock cam PLUG, bunter	1 1	.11P .18P
A-19	10		A9277	PLUG, oil buffer packing gland	1	.19P
A-19 %	11		A152839	PLUNGER, adjusting screw	1	.03P
A-19 %	8		A13515 A13611	PLUNGER, belt feed lever PLUNGER, cartridge aligning pawl (used on guns of present manufacture)	1 1	.06P .06P
Y		01-00475	D35480	RECEIVER, assembly (used on guns of present manufacture) (Composed of: * four A13521 bolt latch bracket RIVET, long * one D28257 bottom PLATE sixteen A9387 bottom plate RIVET one B147583 breech lock CAM, assembly one A152938 breech lock cam BOLT one A152939 breech lock cam bolt NUT * one C4085 side PLATE, L.H., assembly * one C4086 side PLATE, R.H., assembly * one C4087 top PLATE, assembly sixteen A9500 top plate RIVET * one C4076 trunnion BLOCK, assembly four A13557 trunnion block RIVET, L. 0.406 eighteen A9799 trunnion block RIVET, L. 0.605 four A13558 trunnion block RIVET, L. 2.520 one BFAX1DK PIN, cotter, split, S., 1/8 x 1-1/2)	(1)	

**GUN, MACHINE, CAL.50, BROWNING, M2
AIRCRAFT - BASIC**

NOTE SYMBOL	PLATE NO.	ITEM STOCK NO.	PIECE MARK OR DRAWING NO.	ITEM	QUAN. PER UNIT ASS'Y.	UNIT PRICE
Y		01-00470	D28278	RECEIVER, assembly (used on guns of early manufacture) ----- (Composed of: * four A13521 bolt latch bracket RIVET, long * one D28257 bottom PLATE sixteen A9387 bottom plate RIVET one B8956 breech lock CAM, assembly * one C4085 side PLATE, L.H., assembly * one C4086 side PLATE, R.H., assembly * one C4087 top PLATE, assembly sixteen A9500 top plate RIVET * one C4076 trunnion BLOCK, assembly four A13557 trunnion block RIVET, L. 0.406 eighteen A9799 trunnion block RIVET, L. 0.605 four A13558 trunnion block RIVET, L. 2.520)	(1)	\$
A-19	10	A9297		RING, oil buffer packing gland -----	1	.04P
A-19 *		A13598		RIVET, belt holding pawl bracket, long	6	.01P
A-19 *		A13698		RIVET, belt holding pawl bracket, short	2	.01P
A-19 *		A13521		RIVET, bolt latch bracket, long -----	4	.02P
A-19 *		A13522		RIVET, bolt latch bracket, short -----	5	.02P
A-19		A9387		RIVET, bottom plate -----	16	.02P
A-19	9	A9283		RIVET, breech lock depressor -----	2	.01P
A-19		A152980		RIVET, cover bracket -----	2	
A-19	8	A9282		RIVET, cover extractor cam -----	3	.01P
A-19		A9501		RIVET, extractor cam -----	2	.01P
A-19	11	A9287		RIVET, filler piece (used on guns of early manufacture) -----	2	.04P
A-19		A9500		RIVET, top plate -----	16	.01P
A-19 *		A9292		RIVET, top plate bracket -----	2	.04P
A-19		A13557		RIVET, trunnion block, L. 0.406 -----	4	.02P
A-19		A9799		RIVET, trunnion block, L. 0.605 -----	18	.01P
A-19		A13558		RIVET, trunnion block, L. 2.520 -----	4	.16P
A-19 Y	7	BL47508		ROD, driving spring -----	1	1.30P
A-19		C64304		ROD, driving spring, assembly ----- (Composed of: Y one BL47508 driving spring ROD Y one A152901 driving spring rod HEAD one A152899 driving spring rod retaining PIN)	(1)	1.36P
A-19 %		C64305		ROD, driving spring, w/springs, assembly ----- (Composed of: one BL47510 driving SPRING, inner one BL47509 driving SPRING, outer one C64304 driving spring ROD, assembly one A152900 driving spring rod COLLAR	(1)	

PARTS FOR BASIC GUN

SNL A-38

NOTE SYMBOL	PLATE NO.	ITEM STOCK NO.	PIECE MARK OR DRAWING NO.	ITEM	QUAN. PER UNIT ASS'Y.	UNIT PRICE
				ROD, driving spring, w/springs, assembly - Cont'd. one A152898 driving spring rod collar stop PIN)		\$
A-19 Y	10		B9830	ROD, oil buffer piston	1	2.67P
A-19			B8763	ROD, oil buffer piston, assembly (Composed of: Y one B9830 oil buffer piston ROD one A9379 oil buffer piston rod PIN)	(1)	2.69P
A-19 %	11		A152834	SCREW, adjusting	1	.50P
A-19 %	6		A9527	SCREW, breech lock cam (used on guns of early manufacture)	1	.81P
A-19 %	10		A9361	SCREW, filler, oil buffer tube	2	.12P
%		01-00550	A13655	SCREW, front barrel bearing	2	.03P
%		01-00570	A152829	SCREW, lock, breech bearing (used on guns of present manufacture)	1	
%		01-00560	A13530	SCREW, lock, breech bearing (used on guns of early manufacture)	1	.02P
A-19 %	10		A9360	SCREW, oil buffer relief valve	1	.02P
%		01-00580	A13608	SCREW, top plate cover	3	.06P
A-19 %	7		C4067	SEAR	2	.03P
A-19 Y	8		B8930	SHAFT, cover latch	1	1.24P
A-19 %			B8964	SHAFT, cover latch, assembly (Composed of: Y one B8930 cover latch SHAFT Y one A13544 cover latch shaft KEY Y one A13586 cover latch shaft LEVER Y one A13587 cover latch shaft lever PIN)	(1)	1.90P
A-19	9		B9728	SHANK, barrel extension	1	1.53P
A-19 %	5		B8951A	SHIM, trunnion block, No. 1, .0585 thick	1	.78P
A-19 %	5		B8951B	SHIM, trunnion block, No. 2, .0610 thick	1	.78P
A-19 %	5		B8951C	SHIM, trunnion block, No. 3, .0635 thick	1	.78P
A-19 %	5		B8951D	SHIM, trunnion block, No. 4, .0660 thick	1	.78P
A-19 %	5		B8951E	SHIM, trunnion block, No. 5, .0685 thick	1	.78P
A-19 %	5		B8951F	SHIM, trunnion block, No. 6, .0710 thick	1	.78P
A-19 %	5		B8951G	SHIM, trunnion block, No. 7, .0735 thick	1	.78P
A-19 %	5		B8951H	SHIM, trunnion block, No. 8, .0760 thick	1	.78P
A-19 %	5		B8951J	SHIM, trunnion block, No. 9, .0785 thick	1	.78P
A-19 %	5		B8951K	SHIM, trunnion block, No. 10, .0810 thick	1	.78P
A-19 %	5		B8951L	SHIM, trunnion block, No. 11, .0835 thick	1	.78P
A-19 %	5		B8951M	SHIM, trunnion block, No. 12, .0860 thick	1	.78P

¹ Shim of correct thickness assembled to gun.

**GUN, MACHINE, CAL.50, BROWNING, M2
AIRCRAFT - BASIC**

NOTE SYMBOL	PLATE NO.	ITEM STOCK NO.	PIECE MARK OR DRAWING NO.	ITEM	QUAN. PER UNIT ASSY.	UNIT PRICE
Y	5	01-00590	Al30410	SLEEVE, barrel	1	2.37
A-19 Y			Al3278	SLEEVE, bolt handle (usable)	-	.61P
A-19 Y	8		B8915	SLIDE, feed, belt	1	3.29P
A-19 %			B8965	SLIDE, feed, belt, assembly (Composed of: Y one A9363 belt feed pawl spring STUD Y one B8915 belt feed SLIDE)	(1)	3.30P
A-19 %	7		Al3595	SLIDE, sear	1	.53P
A-19 %	9		A9357	SPRING, accelerator pin	1	.02P
A-19 %	11		A9300	SPRING, adjusting screw plunger	1	.03P
A-19 %	11		A9356	SPRING, back plate latch	1	.04P
A-19 %	11		Al52875	SPRING, back plate latch lock	1	.06P
A-19 %	8		Al3516	SPRING, belt feed lever plunger	1	.02P
A-19 %	8		A9351	SPRING, belt feed pawl	1	.06P
A-19 %	8		A9357	SPRING, belt feed pawl pin ¹	1	.02P
A-19 %	6		A9522	SPRING, belt holding pawl	1	.04P
A-19 %			Al3497	SPRING, belt holding pawl pin	2	.02P
A-19 %	9		A9357	SPRING, breech lock pin ¹	1	.02P
A-19 %			Al3613	SPRING, cartridge aligning pawl (used on guns of present manufacture)	1	.02P
A-19 %	6		Al3520	SPRING, cover detent pawl	1	.04P
A-19 %	8		B9741	SPRING, cover extractor	1	.62P
A-19 %	8		B8931	SPRING, cover latch	1	.16P
A-19 %	7		Bl47510	SPRING, driving, inner (issued only with Bl47509)	1	
A-19 %	7		Bl47509	SPRING, driving, outer (issued only with Bl47510)	1	.52P
A-19 %	7		A9523	SPRING, ejector	1	.02P
A-19 %	7		A9353	SPRING, firing pin	1	.16P
A-19 %	9		B8908	SPRING, locking, barrel	1	1.06P
A-19 %	10		B9832	SPRING, oil buffer	1	.44P
A-19 %	10		A9299	SPRING, oil buffer packing gland	1	.04P
A-19 %	10		A9393	SPRING, oil buffer relief valve	1	.02P
A-19 Y	9		B9726	SPRING, oil buffer tube lock (usable)	-	1.00P
A-19 %	7		A9524	SPRING, sear	1	.02P
A-19 %	6		B8943	SPRING, switch	1	.15P
A-19 %	6		Al3566	SPRING, trunnion block lock	1	.02P
A-19 %	5		A9392	STOP, bolt	1	.08P
A-19 %	6		Al3539	STOP, cartridge, front	1	.67P
A-19 %	6		Al3540	STOP, cartridge, rear	1	.71P
A-19 %			C77408	STOP, cartridge, rear, R.H. (used on guns of present manufacture)	1	3.31P
A-19 %			C77409	STOP, cartridge, rear, R.H., assembly (used on guns of present manufacture) (for left hand feed only) (Composed of: one B8975 cartridge aligning PAWL one Al3612 cartridge aligning pawl PIN one Al3611 cartridge aligning pawl PLUNGER one Al3613 cartridge aligning pawl SPRING one C77408 cartridge STOP, rear, R.H.)	(1)	4.13P

¹ Identical with accelerator pin SPRING, A9357, and so carried and reviewed.

PARTS FOR BASIC GUN

SNL A-38

NOTE SYMBOL	PLATE NO.	ITEM STOCK NO.	PIECE MARK OR DRAWING NO.	ITEM	QUAN. PER UNIT ASS'Y.	UNIT PRICE
A-19 Y	7		B9723	STOP, sear	1	.53P
A-19 %			B8788	STOP, sear, assembly (Composed of: Y one B9723 sear STOP Y one A9381 sear stop PIN)	(1)	.55P
A-19 *			A9391	STOP, trigger bar, front	1	.01P
A-19 *			A9390	STOP, trigger bar, rear	1	.02P
A-19 %	6		Al3541	STRIPPER, link	1	1.19P
A-19 Y	8		A9363	STUD, belt feed pawl spring	1	.01P
A-19 Y			Al3279	STUD, bolt handle (usable)	-	.52P
A-19	7		Al3529	STUD, bolt switch	1	.06P
A-19	8		A9365	STUD, cover extractor spring	1	.02P
A-19	8		A9366	STUD, cover latch spring	1	.01P
A-19 Y	9		B9742	STUD, oil buffer tube lock spring (usable)	-	
A-19	8		A9395	STUD, pivot, belt feed lever	1	.71P
A-19 *			A9367	STUD, top plate bracket	1	.16P
A-19 %			BL47461	SWITCH (used on guns of present manufacture)	1	2.10P
A-19 Y	6		B8970	SWITCH (used on guns of early manufacture)	1	
A-19 %			B8968	SWITCH, assembly (used on guns of early manufacture) (Composed of: Y one B8970 SWITCH Y one Al3555 switch PIVOT Y two A9498 switch pivot dowel PIN)	(1)	2.42P
A-19 %	7		C4062	SWITCH, bolt	1	2.05P
A-19 Y			BL47468	TUBE, buffer (used on guns of early manufacture)	1	
A-19	10		C8146	TUBE, oil buffer	1	3.82P
A-19 Y	10		BL7175	VALVE, oil buffer piston	1	.79P
A-19 %			B8969	VALVE, oil buffer piston, assembly (Composed of: Y one BL7175 oil buffer piston VALVE two A9784 oil buffer piston valve KEY)	(1)	1.08P
A-19 %	10		A9528	VALVE, relief, oil buffer	1	.16P
A-19			A9398	WASHER, belt feed lever pivot stud	1	.04P
A-19 %			Al3545	WASHER, cover latch shaft	1	.02P

**GUN, MACHINE, CAL.50, BROWNING, M2
AIRCRAFT - BASIC**

NOTE SYMBOL	PLATE NO.	ITEM STOCK NO.	PIECE MARK OR DRAWING NO.	ITEM	QUAN. PER UNIT ASS'Y.	UNIT PRICE
				SECTION II		
				PARTS FOR ADDITIONAL BACK PLATES		
				NOTE: Parts listed: (used on guns of early manufacture) are no longer being manufactured but may be procured until present supply is exhausted.		
A-19 %	12	BL47309		BRACKET, trigger safety (for flexible use only)(used on guns of early manufacture)	1	
A-19 %		A9775		BUFFER, lower (for fixed use only) (used on guns of early manufacture)	1	1.61P
A-19 %		A9776		BUFFER, upper (for fixed use only) (used on guns of early manufacture)	1	.93P
SEC. I	11	AL52835		DISK, buffer (used on guns of present manufacture)	22	.03P
A-19 %		A9374		DISK, buffer (used on guns of early manufacture)	1	.02P
A-19 Y	12	A9517		FERRULE, handle grip (for flexible use only)	4	.07P
A-19		BL7166		FINGER, oil buffer index (for fixed use only)(used on guns of early manufacture)	1	.28P
A-19 *	12	B8936		FRAME, handle, lower (for flexible use only)	1	1.53P
A-19 *	12	B8937		FRAME, handle, upper (for flexible use only)	1	1.43P
A-19		B8765A		GRIP, handle (for flexible use only) (preferred)	2	
Y	12	A9265		GRIP, handle (for flexible use only) (usable)	-	
A-19		B8765		GRIP, handle, assembly (for flexible use only)(usable)	-	.62P
				(Composed of: Y one A9265 handle GRIP Y two A9517 handle grip FERRULE)		
A-19		A9785		KEY, oil buffer index (for fixed use only)(used on guns of early manufacture)	1	.41P
SEC. I	11	B8949		LATCH, back plate (used on guns of present manufacture)	1	1.00P
SEC. I	12	BL47464		LOCK, back plate latch (used on guns of present manufacture)	1	1.24P
A-19 %		AL3575		LOCK, back plate latch (for fixed use only)(used on guns of early manufacture)	1	1.04P
A-19 %		B8948		LOCK, back plate latch (for flexible use only)(used on guns of early manufacture)	1	1.30P
SEC. I	11	AL52751		PIECE, filler, upper (for fixed use only)(used on guns of early manufacture)	1	

¹ 15 required for vertical buffer back plate; 22 required for spade grip back plate.

PARTS FOR ADDITIONAL BACK PLATES

SNL A-38

NOTE SYMBOL	PLATE NO.	ITEM STOCK NO.	PIECE MARK OR DRAWING NO.	ITEM	QUAN. PER UNIT ASS'Y.	UNIT PRICE
SEC. I			A9263	PIN, back plate (for flexible use only)(used on guns of early manufacture)	1	\$
SEC. I	11		A9275	PIN, back plate latch (used on guns of present manufacture)	1	.02P
A-19 %	11		A13581	PIN, back plate latch lock (used on guns of present manufacture)	1	.08P
A-19 %			A13574	PIN, back plate latch lock (for fixed use only)(used on guns of early manufacture)	1	.05P
H-1 %	11		BFA11BB	PIN, cotter, split, S., 1/16 x 7/16 (for flexible use only)	1	.01P
A-19			A9791	PIN, oil buffer index finger (for fixed use only)(used on guns of early manufacture)	1	.01P
A-19 Y			A9790	PIN, stop, oil buffer index finger (for fixed use only)(used on guns of early manufacture)	1	.02P
H-1 Y			BFDX1DH	PIN, stght., S., 5/32 x 9/16 (see ROD, drill)(for flexible use only) (used on guns of early manufacture)	2	
A-19 %	12		A9275	PIN, trigger ¹ (for flexible use only)	1	.02P
SEC. I	11		D35276	PLATE, back	1	
Y			C8469	PLATE, back (for fixed use only)(used on guns of early manufacture)	1	18.13P
SEC. I	12		D35465	PLATE, back (for flexible use only) (used on guns of early manufacture)	1	
Y			D28250	PLATE, back (for flexible use only) (used on guns of early manufacture)	1	
A-19 %			D35478	PLATE, back, spade grip, assembly (for flexible use only)(used on guns of present manufacture)	(1)	26.78P
				(Composed of: one A152834 adjusting SCREW one A152839 adjusting screw PLUNGER one A9300 adjusting screw plunger SPRING Y one C64309 back PLATE, w/o latch, assembly one B8949 back plate LATCH one B147464 back plate latch LOCK one A13581 back plate latch lock PIN one A152875 back plate latch lock SPRING one A9275 back plate latch PIN one A9356 back plate latch SPRING one A13583 back plate trigger SPACER twenty-) A152835 buffer DISK two) one A152869 buffer PLATE		

¹ Identical with back plate latch PIN, A9275, and so carried and reviewed.

**GUN, MACHINE, CAL.50, BROWNING, M2
AIRCRAFT - BASIC**

NOTE SYMBOL	PLATE NO.	ITEM STOCK NO.	PIECE MARK OR DRAWING NO.	ITEM	QUAN. PER UNIT ASSY.	UNIT PRICE
A-19 %			D35269	PLATE, back, spade grip, assembly (for flexible use only)(used on guns of present manufacture) - Cont'd. two B8765 handle GRIP, assembly Y two A9369 handle TUBE four A9394 handle tube SCREW one B8918 TRIGGER one A9275 trigger PIN one C64303 trigger SAFETY, group assembly one A9352 trigger SPRING Y one BFAXLBB PIN, cotter, split, S., 1/16 x 7/16)	(1)	32.07P
				PLATE, back, spade grip, assembly (for flexible use only)(used on guns of early manufacture) ----- (Composed of: one A152834 adjusting SCREW one A152839 adjusting screw PLUNGER one A9300 adjusting screw plunger SPRING * one C64289 back PLATE, w/o latch, assembly one B8949 back plate LATCH one B147464 back plate latch LOCK one A13581 back plate latch lock PIN one A152875 back plate latch lock SPRING one A9275 back plate latch PIN one A9356 back plate latch SPRING one A13583 back plate trigger SPACER twenty-) A152835 buffer DISK two) A152869 buffer PLATE one A152869 buffer PLATE two B8765 handle GRIP, assembly Y two A9369 handle TUBE four A9394 handle tube SCREW one B8918 TRIGGER one A9275 trigger PIN one C64190 trigger SAFETY, group assembly one A9352 trigger SPRING Y one BFAXLBB PIN, cotter, split, S., 1/16 x 7/16)		
A-19 %			D28275	PLATE, back, spade grip, assembly (for flexible use only)(used on guns of early manufacture) ----- (Composed of: one B9833 adjusting SCREW one A9278 adjusting screw PLUNGER	(1)	32.08P

PARTS FOR ADDITIONAL BACK PLATES

SNL A-38

NOTE SYMBOL	PLATE NO.	ITEM STOCK NO.	PIECE MARK OR DRAWING NO.	ITEM	QUAN. PER UNIT ASS'Y.	UNIT PRICE
				PLATE, back, spade grip, assembly (for flexible use only)(used on guns of early manufacture) - Cont'd. one A9300 adjusting screw plunger SPRING * one C4088 back PLATE, w/o buffer and spade grips, assembly one B8949 back plate LATCH one B8948 back plate latch LOCK one A13581 back plate latch lock PIN one A13582 back plate latch lock SPRING one A9275 back plate latch PIN one A9356 back plate latch SPRING one A13583 back plate trigger SPACER twenty- two) A9374 buffer DISK one A13535 buffer PLATE two B8765 handle GRIP, assembly Y two A9369 handle TUBE four A9394 handle tube SCREW one B8918 TRIGGER one A9275 trigger PIN one A9352 trigger SPRING Y one BFAX1BB PIN, cotter, split, S., 1/16 x 7/16)		\$
A-19 %			C4090	PLATE, back, vertical buffer, assembly (for fixed use only)(used on guns of early manufacture) ————— (Composed of: one B9833 adjusting SCREW one A9278 adjusting screw PLUNGER one A9300 adjusting screw plunger SPRING one B8949 back plate LATCH one A9275 back plate latch PIN one A9356 back plate latch SPRING fifteen A9374 buffer DISK one A9775 BUFFER, lower one A9776 BUFFER, upper * one C4089 vertical buffer back PLATE, w/o buffer and latch, assembly)	(1)	27.12P
A-19 *			C4089	PLATE, back, vertical buffer, w/o buffer and latch, assembly (for fixed use only)(used on guns of early manufacture) ————— (Composed of: Y one C8469 back PLATE one A13575 back plate latch LOCK one A13574 back plate latch lock PIN	(1)	22.12P

**GUN, MACHINE, CAL.50, BROWNING, M2
AIRCRAFT - BASIC**

NOTE SYMBOL	PLATE NO.	ITEM STOCK NO.	PIECE MARK OR DRAWING NO.	ITEM	QUAN. PER UNIT ASSY.	UNIT PRICE
				PLATE, back, vertical buffer, w/o buffer and latch, assembly (for fixed use only)(used on guns of early manufacture) - Cont'd. one A13577 back plate latch lock PLUNGER one A13576 back plate latch lock SPRING one B17166 oil buffer index FINGER one A9791 oil buffer index finger PIN Y one A9790 oil buffer index finger stop PIN one A9785 oil buffer index KEY one A9803 oil buffer index key SPRING)		
A-19 *			C4088	PLATE, back, w/o buffer and spade grips, assembly (for flexible use only)(used on guns of early manu- facture) ————— (Composed of: Y one D28250 back PLATE one A9263 back plate PIN Y one C4064 buffer TUBE * one B8936 handle FRAME, lower * one B8937 handle FRAME, upper four A9287 handle frame RIVET)	(1)	
A-19 Y			C64309	PLATE, back, w/o latch, assembly (for flexible use only)(used on guns of present manufacture) ————— (Composed of: one D35276 back PLATE * one B8936 handle FRAME, lower * one B8937 handle FRAME, upper four A9287 handle frame RIVET)	(1)	
A-19 *			C64289	PLATE, back, w/o latch, assembly (for flexible use only)(used on guns of early manufacture) ————— (Composed of: Y one D35465 back PLATE one A9263 back plate PIN Y one B147468 buffer TUBE * one B8936 handle FRAME, lower * one B8937 handle FRAME, upper four A9287 handle frame RIVET)	(1)	
			C64308	PLATE, back, w/o latch, assembly (for fixed use only)(used on guns of early manufacture) ————— (Composed of: one D35276 back PLATE Y one A152751 filler PIECE, upper two A9287 filler piece RIVET)	(1)	
SEC. I	11		A152869	PLATE, buffer (used on guns of present manufacture)	1	.29P
A-19 %			A13535	PLATE, buffer (for flexible use only) (used on guns of early manufacture)	1	
SEC. I	11		A152839	PLUNGER, adjusting screw (used on guns of present manufacture) —————	1	.03P

PARTS FOR ADDITIONAL BACK PLATES

SNL A-38

NOTE SYMBOL	PLATE NO.	ITEM STOCK NO.	PIECE MARK OR DRAWING NO.	ITEM	QUAN. PER UNIT ASS'Y.	UNIT PRICE
A-19 %			A9278	PLUNGER, adjusting screw (used on guns of early manufacture)	1	.02P
A-19 %			Al3577	PLUNGER, back plate latch lock (for fixed use only)(used on guns of early manufacture)	1	.10P
A-19 %	12		Al35265	PLUNGER, trigger safety spring (for flexible use only)(used on guns of early manufacture)	1	.06P
SEC. I	11		A9287	RIVET, filler piece (for fixed use only)(used on guns of early manufacture)	2	.04P
A-19	12		A9287	RIVET, handle frame ¹ (for flexible use only)	4	.01P
H-10			—	ROD, drill, rd., .1562 in. diam., ft. (issued and cut as required in replacement of 5/32 S. pins)(for flexible use only)(used on guns of early manufacture)	—	
A-19 %			Bl47511	SAFETY, trigger (for flexible use only)(used on guns of present manufacture)	1	.93P
A-19 %	12		Al52741	SAFETY, trigger (for flexible use only)(used on guns of early manufacture)	1	
A-19 Y			C64303	SAFETY, trigger, group assembly (for flexible use only)(used on guns of present manufacture)	(1)	1.04P
				(Composed of: one Bl47511 trigger SAFETY two Al52897 trigger safety SCREW one Al52896 trigger safety SPRING)		
A-19 Y			C64190	SAFETY, trigger, group assembly (for flexible use only)(used on guns of early manufacture)	(1)	2.11P
				(Composed of: one Al52741 trigger SAFETY one Bl47309 trigger safety BRACKET one Al35312 trigger safety SPRING one Al35265 trigger safety spring PLUNGER Y two BFDX1DH PIN, stght., S., 5/32 x 9/16 (see ROD, drill) two BCGX3FL SCREW, mach., oval-fill-hd., corrosion-resisting-steel, No. 10(.190)-32NF-3 x 7/8)		
SEC. I	11		Al52834	SCREW, adjusting (used on guns of present manufacture)	1	.50P
A-19 %			B9833	SCREW, adjusting (used on guns of early manufacture)	1	.43P
A-19 %	12		A9394	SCREW, handle tube (for flexible use only)	4	.14P

¹ Identical with filler piece RIVET, A9287, and so carried and reviewed.

**GUN, MACHINE, CAL.50, BROWNING, M2
AIRCRAFT - BASIC**

NOTE SYMBOL	PLATE NO.	ITEM STOCK NO.	PIECE MARK OR DRAWING NO.	ITEM	QUAN. PER UNIT ASS'Y.	UNIT PRICE
H-1 %	12		BCGX3FL	SCREW, mach., oval-fil-hd., corrosion-resisting-steel, No. 10(.190)-32NF-3 x 7/8 (for flexible use only)(used on guns of early manufacture) ———	2	\$.06P
A-19 %			Al52897	SCREW, trigger safety (for flexible use only)(used on guns of present manufacture) ———	2	.03P
A-19 %	12		Al3583	SPACER, back plate trigger (for flexible use only) ———	1	.04P
SEC. I	11		A9300	SPRING, adjusting screw plunger ———	1	.03P
SEC. I	11		A9356	SPRING, back plate latch ———	1	.04P
SEC. I	11		Al52875	SPRING, back plate latch lock (used on guns of present manufacture) ———	1	.06P
A-19 %			Al3576	SPRING, back plate latch lock (for fixed use only)(used on guns of early manufacture) ———	1	.02P
A-19 %			Al3582	SPRING, back plate latch lock (for flexible use only)(used on guns of early manufacture) ———	1	.06P
A-19			A9803	SPRING, oil buffer index key (for fixed use only)(used on guns of early manufacture) ———	1	.05P
A-19 %	12		A9352	SPRING, trigger (for flexible use only) ———	1	.04P
A-19 %			Al52896	SPRING, trigger safety (for flexible use only)(used on guns of present manufacture) ———	1	
A-19 %	12		Al35312	SPRING, trigger safety (for flexible use only)(used on guns of early manufacture) ———	1	.02P
A-19 %	12		B8918	TRIGGER (for flexible use only) ———	1	1.92P
A-19 Y	12		BL47468	TUBE, buffer (used on guns of early manufacture) ———	1	
A-19 Y			G4064	TUBE, buffer (for flexible use only) (used on guns of early manufacture) ———	1	2.33P
A-19 Y			A9369	TUBE, handle (for flexible use only) ———	2	.24P

PARTS FOR OPERATING SLIDE

SNL A-38

NOTE SYMBOL	PLATE NO.	ITEM STOCK NO.	PIECE MARK OR DRAWING NO.	ITEM	QUAN. PER UNIT ASS'Y.	UNIT PRICE	
SECTION III							
PARTS FOR OPERATING SLIDE							
A-19 Y	13		C3946	BAR, operating slide	1	2.65P	
A-19 Y			C3947	BAR, operating slide, assembly	(1)	4.66P	
				(Composed of:			
				Y one C3946 operating slide BAR			
				Y one A13422 operating slide HOOK			
				Y one A13420 operating slide STOP			
				* four — RIVET, S., ck-hd., 1/8 x 3/8)			
A-19 %			C3948	BAR, operating slide, w/springs, assembly	(1)	4.74P	
				(Composed of:			
				Y one C3947 operating slide BAR, assembly			
				two A9804 operating slide SPRING)			
A-19 %	13		A13421	GUIDE, operating slide, front	1	.67P	
A-19 %	13		B8745	GUIDE, operating slide, rear	1	1.81P	
A-19 Y	13		C3945	HANDLE, operating slide	1	2.33P	
A-19 %			B8805	HANDLE, operating slide, assembly (for fixed use only)	(1)	2.39P	
				(Composed of:			
				Y one C3945 operating slide HANDLE			
				one A13418 operating slide handle stop PIN)			
A-19 Y	13	01-00230	A13422	HOOK, operating slide	1	.80P	
%	13		A13609	PIECE, back, operating slide guide	1	.21	
H-1 %	13		BFAX1BB	PIN, cotter, split, S., 1/16 x 7/16	2	.01P	
A-19 %	13		A13416	PIN, hinge, operating slide handle	1	.10P	
A-19 %	13		A13415	PIN, operating slide roller	1	.01P	
A-19	13		A13418	PIN, stop, operating slide handle	1	.06P	
A-19 %	13		A13417	PLUNGER, operating slide handle	1	.04P	
H-1 *			—	RIVET, S., ck-hd., 1/8 x 3/8	4	.01P	
A-19 %	13		A13425	ROLLER, operating slide	1	.21P	
A-19 %	13		A13419A	SCREW, operating slide guide, front	2	.07P	
A-19 %	13		A13419C	SCREW, operating slide guide, rear, lower	1	.07P	
A-19 %	13		A13419B	SCREW, operating slide guide, rear, upper	1	.07P	
A-19 %			D28279	SLIDE, operating, assembly	(1)	7.66P	
				(Composed of:			
				one C3948 operating slide BAR, w/springs, assembly			
				one B8805 operating slide HANDLE, assembly			
				one A13416 operating slide handle hinge PIN			
				one A13417 operating slide handle PLUNGER			
				one A13423 operating slide plunger SPRING			
				one A13425 operating slide ROLLER			
				one A13415 operating slide roller PIN			
				Y two BFAX1BB PIN, cotter, split, S., 1/16 x 7/16)			

**GUN, MACHINE, CAL.50, BROWNING, M2
AIRCRAFT - BASIC**

NOTE SYMBOL	PLATE NO.	ITEM STOCK NO.	PIECE MARK OR DRAWING NO.	ITEM	QUAN. PER UNIT ASS'Y.	UNIT PRICE
Y			D28200	SLIDE, operating, group assembly (for fixed use only) _____ (Composed of: one A13424 bolt STUD one D28279 operating SLIDE, assembly one A13421 operating slide GUIDE, front one B8745 operating slide GUIDE, rear one A13609 operating slide guide back PIECE one A13419A operating slide guide SCREW, front one A13419C operating slide guide SCREW, rear, lower one A13419B operating slide guide SCREW, rear, upper two BFWX1A WIRE, S., low carbon, bright anld., .041 x 5-3/4)	(1)	\$ 23.79P
A-19 %	13	A9804		SPRING, operating slide _____	2	.04P
A-19 %	13	A13423		SPRING, operating slide plunger _____	1	.04P
A-19 Y	13	A13420		STOP, operating slide _____	1	.55P
A-19 %	7	A13424		STUD, bolt _____	1	.16P
H-9 %	13	BFWX1A		WIRE, S., low carbon, bright anld., .041 diam., lb. _____	-	.18P

PARTS FOR RETRACTING SLIDE

NOTE SYMBOL	PLATE NO.	ITEM STOCK NO.	PIECE MARK OR DRAWING NO.	ITEM	QUAN. PER UNIT ASS'Y.	UNIT PRICE
SECTION IV						
PARTS FOR RETRACTING SLIDE						
A-19 Y	14		Al52949	BODY, retracting slide grip bolt ———	1	\$
A-19 %			Al3681	BOLT, retracting slide bracket ———	1	.57P
A-19 %			Bl47597	BOLT, retracting slide grip, assembly (preferred) ———	(1)	
				(Composed of:		
				Y one Al52949 retracting slide grip bolt BODY		
				Y one Al52950 retracting slide grip bolt HEAD)		
A-19 %	14		Al3683	BOLT, retracting slide grip (usable) —	-	.67P
A-19 *	14		C46029	BRACKET, retracting slide ———	1	4.79P
A-19 Y	14		A9517	FERRULE, retracting slide grip ¹ ———	2	.07P
A-19 Y	14		Al3684	GRIP, retracting slide ———	1	.38P
A-19 %			B8988	GRIP, retracting slide, assembly ———	(1)	.67P
				(Composed of:		
				Y one Al3684 retracting slide GRIP		
				Y two A9517 retracting slide grip FERRULE		
				Y one Al3695 retracting slide grip TUBE)		
A-19 Y	14		Al52950	HEAD, retracting slide grip bolt ———	1	
A-19 %			Bl47085	LEVER, retracting slide (used on guns of present manufacture) ———	1	1.30P
A-19 %			B8989	LEVER, retracting slide (used on guns of early manufacture) ———	1	1.30P
A-19 %	14		Al3686	NUT, retracting slide ———	3	.19P
H-1 %	14		BFAX1BE	PIN, cotter, split, S., 1/16 x 3/4 ———	3	.01P
A-19 %	14		Al3687	PIN, retracting slide plunger ———	1	.01P
H-1 %			BFCX1FB	PIN, taper, No. 4(.25) x 3/4 ———	1	.01P
A-19 %	14		B8990	PLUNGER, retracting slide ———	1	.38P
A-19 %	14		Al3419D	SCREW, retracting slide bracket, front	1	.07P
A-19 %	14		Al3419E	SCREW, retracting slide bracket, rear	2	.07P
A-19 *	14		B8991	SLIDE, retracting ———	1	1.63P
Y		01-00595	D28300A	SLIDE, retracting, group assembly (used on guns of present manufacture) (Composed of:	(1)	
				one Al3424 bolt STUD		
				* one B8991 retracting SLIDE		
				* one C46029 retracting slide BRACKET		
				two Al3681 retracting slide bracket BOLT		
				one Al3419D retracting slide bracket SCREW, front		
				one Al3419E retracting slide bracket SCREW, rear		
				one B8988 retracting slide GRIP, assembly		
				one Bl47597 retracting slide grip BOLT, assembly		
				one Al3696 retracting slide grip WASHER		

¹ Identical with handle grip FERRULE, A9517, and so carried and reviewed in Section II.

**GUN, MACHINE, CAL.50, BROWNING, M2
AIRCRAFT - BASIC**

NOTE SYMBOL	PLATE NO.	ITEM STOCK NO.	PIECE MARK OR DRAWING NO.	ITEM	QUAN. PER UNIT ASS'Y.	UNIT PRICE
				SLIDE, retracting, group assembly (used on guns of present manufac- ture) - Cont'd.		
				one BL47085 retracting slide LEVER		
				one A13691 retracting slide lever SPRING, L.H.		
				one A13692 retracting slide lever SPRING, R.H.		
				one A13694 retracting slide lever STOP		
				one B8992 retracting slide lever STUD		
				one A13697 retracting slide lever stud WASHER		
				three A13686 retracting slide NUT		
				one B8990 retracting slide PLUNGER		
				one A13687 retracting slide plunger PIN		
				one A13693 retracting slide plunger SPRING		
				one B8993 retracting slide STUD		
				three BFAXLBE PIN, cotter, split, S., 1/16 x 3/4		
				one BFCXLFB PIN, taper, No. 4 (.25) x 3/4		
				two BFWX1A WIRE, S., low carbon, bright anld., .041 x 5-3/4)		
A-19 %		A13691		SPRING, retracting slide lever, L.H. -	1	
A-19 %	14	A13692		SPRING, retracting slide lever, R.H. -	1	.10P
A-19 %	14	A13693		SPRING, retracting slide plunger -	1	.04P
A-19 %	14	A13694		STOP, retracting slide lever -	1	.10P
A-19 %	7	A13424		STUD, bolt -	1	.16P
A-19 %	14	B8993		STUD, retracting slide -	1	.38P
A-19	14	B8992		STUD, retracting slide lever -	1	.33P
A-19 Y		A13695		TUBE, retracting slide grip -	1	.19P
A-19 %	14	A13696		WASHER, retracting slide grip -	1	.09P
A-19 %	14	A13697		WASHER, retracting slide lever stud -	1	.06P
H-9 %	13	BFWX1A		WIRE, S., low carbon, bright anld., .041 diam., lb. -	-	.18P

ORGANIZATION SPARE PARTS

NOTE SYMBOL	PLATE NO.	ITEM STOCK NO.	PIECE MARK OR DRAWING NO.	ITEM	QUAN. PER UNIT ASS'Y.	UNIT PRICE
sp				ORGANIZATION SPARE PARTS		
			D28272	BARREL, assembly (spare) ¹ -----	2 ₁	\$23.72
			--	PARTS, spare, Browning Machine Gun, Cal..50, M2, Aircraft, set (Consisting of:	3 ₁	
		C8141		2 ACCELERATOR		
		B8914		2 ARM, belt feed pawl		
		B8944		1 BAR, trigger		
		B147463		1 BOLT, alternate feed, assembly		
		A152900		1 COLLAR, driving spring rod		
		A152835		10 DISK, buffer		
		B9732		1 EJECTOR		
		C4082		1 EXTENSION, barrel, assembly		
		B8976		3 EXTENSION, firing pin, assembly		
		B8959		1 EXTRACTOR, assembly		
		B9718		1 LEVER, cocking		
		C64278		3 LEVER, feed, belt		
		B8925		1 LOCK, breech		
		B8787A		1 LOCK, oil buffer tube		
		A9266		1 LOCK, spring, oil buffer body		
		A13686		2 NUT, retracting slide		
		B8975		1 PAWL, aligning, cartridge		
		B8961		1 PAWL, feed, belt, assembly		
		B8916		2 PAWL, holding, belt		
		B8790		2 PIN, accelerator, assembly		
		A9275		2 PIN, back plate latch		
		B8962		2 PIN, belt feed pawl, assembly		
		B8963		3 PIN, belt holding pawl, assembly		
		B8784		2 PIN, breech lock, assembly		
		A13612		1 PIN, cartridge aligning pawl		
		A9383		3 PIN, cocking lever		
		BFAX1BE		20 PIN, cotter, split, S., 1/16 x 3/4		
		BFAX1CE		10 PIN, cotter, split, S., 3/32 x 3/4		
		BFAX1DF		10 PIN, cotter, split, S., 1/8 x 7/8		
		B17171		7 PIN, firing		
		A9382		4 PIN, stop, firing pin spring		
		B8683		2 PIN, trigger bar, assembly		
		A152839		1 PLUNGER, adjusting screw		
		A13515		3 PLUNGER, belt feed lever		
		A13611		1 PLUNGER, cartridge aligning pawl		

¹ Stored and reviewed as listed under Parts.² Per 10 guns or major fraction thereof.³ per 50 guns or major fraction thereof.

**GUN, MACHINE, CAL.50, BROWNING, M2
AIRCRAFT - BASIC**

NOTE SYMBOL	PLATE NO.	ITEM STOCK NO.	PIECE MARK OR DRAWING NO.	ITEM	QUAN. PER UNIT ASS'Y.	UNIT PRICE
				ORGANIZATION SPARE PARTS (Cont'd)		
				PARTS, spare, Browning Machine Gun, Cal..50, M2, Aircraft, set (Cont'd)		
		064305		1 ROD, driving spring, w/ springs, assembly		
		A9361		3 SCREW, filler, oil buffer tube		
		A9360		2 SCREW, oil buffer relief valve		
		A13419A		6 SCREW, operating slide guide, front		
		A13419C		4 SCREW, operating slide guide, rear, lower		
		A13419B		4 SCREW, operating slide guide, rear, upper		
		A13419D		2 SCREW, retracting slide bracket, front		
		A13419E		4 SCREW, retracting slide bracket, rear		
		A152897		1 SCREW, trigger, safety		
		C4067		5 SEAR		
		B8965		1 SLIDE, feed, belt, assembly		
		A13595		3 SLIDE, sear		
		A9300		1 SPRING, adjusting screw plunger		
		A152875		3 SPRING, back plate latch lock		
		A13516		3 SPRING, belt feed lever plunger		
		A9351		5 SPRING, belt feed pawl		
		A9522		9 SPRING, belt holding pawl		
		A13613		1 SPRING, cartridge aligning pawl		
		B9741		5 SPRING, cover extractor		
		B8931		4 SPRING, cover latch		
		A9523		3 SPRING, ejector		
		B8908		2 SPRING, locking, barrel		
		A9393		2 SPRING, oil buffer relief valve		
		A13692		2 SPRING, retracting slide lever, R.H.		
		A9524		5 SPRING, sear		
		B8943		1 SPRING, switch		
		A9352		2 SPRING, trigger		
		A152896		1 SPRING, trigger, safety		
		A13539		1 STOP, cartridge, front		
		A13540		1 STOP, cartridge, rear		
		B8788		1 STOP, sear, assembly		
		A13541		1 STRIPPER, link		
		A13424		2 STUD, bolt		
		BL47461		1 SWITCH		
		C4062		1 SWITCH, bolt		
		A9528		2 VALVE, relief, oil buffer)		

ORGANIZATION EQUIPMENT

NOTE SYMBOL	PLATE NO.	ITEM STOCK NO.	PIECE MARK OR DRAWING NO.	ITEM	QUAN. PER UNIT ASS'Y.	UNIT PRICE
				ORGANIZATION EQUIPMENT		
				ACCESSORIES: (Quantities are per gun unless otherwise indicated)		
A-19			B108828	BRUSH, chamber cleaning, M6 -----	(b)	
M-3			C4035	BRUSH, cleaning, cal..30, M2 -----	(b)	
A-19			C4037	BRUSH, cleaning, cal..50, M4 -----	(b)	
M-3			C64059	CAN, oil, 1 qt. -----	1	
J-5 W			B101630C	CAP, jaw, vise, cop., 3 in., pr. -	(b)	
M-3 W			C6573	CASE, cleaning rod, cal..30, M1 -	(b)	
A-19 W			C64274	CASE, cleaning rod, cal..50, M15 -	(b)	
			—	CHEST, armorer's tool, M1, w/con- tents, complete (assembled only when issued) -----	1	
				(Containing:		
				2 BRUSH, chamber cleaning, M6		
				100 BRUSH, cleaning, cal..30, M2		
				100 BRUSH, cleaning, cal..50, M4		
				1 CAP, jaw, vise, cop., 3 in., pr.		
				2 CONTAINER, file		
				2 DRIFT, brass, stght., 3/8 rd. x 4		
				1 EXTRACTOR, ruptured cartridge, Mk.IV		
				2 FILE, A.S., half-rd., sec- cut., 6 in.		
				2 FILE, A.S., mill, sm., 6 in.		
				2 FILE, A.S., rd., sec-cut., 8 in.		
				2 FILE, A.S., three-sq., sm., 6 in.		
				1 GAGE, headspace and timing, cal..30, BMG		
				1 GAGE, headspace and timing, cal..50, BMG		
				2 HAMMER, brass, dble-bell- face., 3 oz.		
				1 HAMMER, lead, 2 lb.		
				3 HAMMER, machs., ball peen, 8 oz.		
				6 HANDLE, file, 1-1/8 x 4 in.		
				2 HANDLE, file, 1-1/4 x 4-1/4 in.		
				2 OILER, filling, oil buffer		
				3 OILER, oval, 3 oz., w/cap and chain		
				3 PLIERS, side-cutting, paral-jaw., 6 in.		

¹ One per Air Corps Squadron.

**GUN, MACHINE, CAL.50, BROWNING, M2
AIRCRAFT - BASIC**

NOTE SYMBOL	PLATE NO.	ITEM STOCK NO.	PIECE MARK OR DRAWING NO.	ITEM	QUAN. PER UNIT ASS'Y.	UNIT PRICE
				ORGANIZATION EQUIPMENT (Cont'd)		
				ACCESSORIES (Cont'd)		
				CHEST, armorer's tool, M1, w/con- tents, complete (Cont'd)		
				2 PUNCH, center, 4 in.		
				5 PUNCH, drive pin, .03 in. pt.		
				5 PUNCH, drive pin, .05 in. pt.		
				5 PUNCH, drive pin, .08 x 3/4 pt.		
				2 REFLECTOR, barrel, cal..30		
				2 REFLECTOR, barrel, cal..50		
				5 ROD, cleaning, cal..50, M6 ¹		
				5 SCREWDRIVER, comm., normal duty, 3 in. blade		
				3 STONE, sharp., unmounted, artificial, fine, tri., 4 x 7/16		
				2 TOOL, carbon removing, cal..30, M4		
				2 TOOL, combination, cal. .30, M2		
				2 TOOL, release		
				1 VISE, bench, domestic style, 3 in. opng.		
				2 WRENCH, combination, cal. .50, M2		
				3 WRENCH, pipe, strap, cap. 2 - 5 in.)		
A-19 W			D1885	CHEST, armorer's tool, M1 -----	(b)	
M-8 W			D35357	CONTAINER, file -----	(b)	
A-19 W			D28331	COVER, spare barrel, M8 -----	2-	
A-19			BL46934	COVER, trigger motor slot -----	1	
J-4 W			TCGX2D	DRIFT, brass, stght., 3/8 rd. x 4	(b)	
A-19 W			C3854	EXTRACTOR, ruptured cartridge, Mk. IV -----	(b)	
J-2 W			TEAX2CB	FILE, A.S., half-rd., sec-cut., 6 in. -----	(b)	
J-2 W			TEAX1CK	FILE, A.S., mill, sm., 6 in. ----	(b)	
J-2 W			TEAX2DK	FILE, A.S., rd., sec-cut., 8 in. -	(b)	
J-2 W			TEAX2CP	FILE, A.S., three-sq., sm., 6 in.	(b)	
A-19 W			AL96229	GAGE, headspace and timing, cal. .30, BMG -----	(b)	
A-19 W			AL96228	GAGE, headspace and timing, cal. .50, BMG -----	(b)	

¹ Not carried with contents; listed therein only to show basis of issue.
² Per spare barrel issued.

ORGANIZATION EQUIPMENT

SNL A-38

NOTE SYMBOL	PLATE NO.	ITEM STOCK NO.	PIECE MARK OR DRAWING NO.	ITEM	QUAN. PER UNIT ASS'Y.	UNIT PRICE
				ORGANIZATION EQUIPMENT (Cont'd)		
				ACCESSORIES (Cont'd)		
J-6 W		TAFX2A		HAMMER, brass, dble-bell-face., 3 oz. -----	(b)	
J-6 W		TAFX3A		HAMMER, lead, 2 lb. -----	(b)	
J-6 W		TAAX1B		HAMMER, machs., ball peen, 8 oz. -	(b)	
J-8		TEHX1B		HANDLE, file, 1-1/8 x 4 in. -----	(b)	
J-8		TEHX1C		HANDLE, file, 1-1/4 x 4-1/4 in. --	(b)	
		C77474		HIDER, flash -----	11	
A-19 W		D8794		MACHINE, link loading, cal..50, M2 (10-rds.) -----	21	
K-1 o		USA Spec. 2-27D		OIL, lubricating, aircraft instru- ments and machine guns, qt. ----	32	
A-19 W		B8514		OILER, filling, oil buffer -----	(b)	
M-3		C59737		OILER, oval, 3 oz., w/cap and chain -----	(b)	
A-19		C59736		OILER, rectangular, 12 oz., w/cap and chain -----	1	
J-2 W		THBX1A		PLIERS, side-cutting, paral-jaw., 6 in. -----	(b)	
J-4 W		TCDX1A		PUNCH, center, 4 in. -----	(b)	
J-4 W		TCFX2A		PUNCH, drive pin, .03 in. pt. ----	(b)	
J-4 W		TCFX2C		PUNCH, drive pin, .05 in. pt. ----	(b)	
J-4 W		TCFX2F		PUNCH, drive pin, .08 x 3/4 pt. --	(b)	
A-19 W		BL47001		REFLECTOR, barrel, cal..30 -----	(b)	
A-19 W		C64255		REFLECTOR, barrel, cal..50 -----	(b)	
A-19 W		D35442		ROD, cleaning, cal..50, M6 -----	(b)	
M-3 W		D8237		ROD, cleaning, jointed, cal..30, M1 -----	(b)	
A-19 W		D35441		ROD, cleaning, jointed, cal..50, M7 -----	(b)	
		--		ROLL, tool, armorer's, w/contents, complete (assembled only when issued) -----	4	
				(Containing: 2 BRUSH, chamber cleaning, M6 10 BRUSH, cleaning, cal..30, M2 10 BRUSH, cleaning, cal..50, M4 1 CASE, cleaning rod, cal. .30, M1 1 CASE, cleaning rod, cal. .50, M15 1 DRIFT, brass, stght., 3/8 rd. x 4 1 EXTRACTOR, ruptured cartridge, Mk.IV		

¹ Per each turret gun and manually controlled flexible gun.

² Per flight equipped with BAMG, cal..50, M2.

³ Per squadron equipped with BAMG, cal..50, M2; to schools as required.

⁴ One per Airplane.

**GUN, MACHINE, CAL.50, BROWNING, M2
AIRCRAFT - BASIC**

NOTE SYMBOL	PLATE NO.	ITEM STOCK NO.	PIECE MARK OR DRAWING NO.	ITEM	QUAN. PER UNIT ASS'Y.	UNIT PRICE
				ORGANIZATION EQUIPMENT (Cont'd)		
				ACCESSORIES (Cont'd)		
				ROLL, tool, armorer's, w/contents, complete (Cont'd)		
				1 GAGE, headspace and timing, cal..30, BMG		
				1 GAGE, headspace and timing, cal..50, BMG		
				1 HAMMER, brass, dble-bell- face., 3 oz.		
				1 OILER, filling, oil buffer ¹		
				1 OILER, oval, 3 oz., w/cap and chain		
				1 PLIERS, side-cutting, paral-jaw., 6 in.		
				1 PUNCH, center, 4 in.		
				1 PUNCH, drive pin, .03 in. pt.		
				1 PUNCH, drive pin, .05 in. pt.		
				1 PUNCH, drive pin, .08 x 3/4 pt.		
				1 REFLECTOR, barrel, cal..30		
				1 REFLECTOR, barrel, cal..50		
				1 ROD, cleaning, jointed, cal..30, M1		
				1 ROD, cleaning, jointed, cal..50, M7		
				1 SCREWDRIVER, comm., normal duty, 3 in. blade		
				1 STONE, sharp., unmounted, artificial, fine, tri., 4 x 7/16		
				1 TOOL, carbon removing, cal..30, M4		
				1 TOOL, combination, cal. .30, M2		
				1 TOOL, release ¹		
				1 WRENCH, combination, cal. .50, M2 ¹)		
M-8 W			D1888	ROLL, tool, armorer's -----	(b)	
J-4 W			TGAX1A	SCREWDRIVER, comm., normal duty, 3 in. blade -----	(b)	
J-1 W			B147160	STONE, sharpening, unmounted, artificial, fine, tri., 4 x 7/16	(b)	
A-28 W			C64302	TOOL, carbon removing, cal..30, M4	(b)	
A-28 W			B131314	TOOL, combination, cal..30, M2 ---	(b)	
A-19			C3856	TOOL, release -----	(b)	

¹ Not carried with contents; listed therein only to show basis of issue.

AMMUNITION

NOTE SYMBOL	PLATE NO.	ITEM STOCK NO.	PIECE MARK OR DRAWING NO.	ITEM	QUAN. PER UNIT ASS'Y.	UNIT PRICE
				ORGANIZATION EQUIPMENT (Cont'd)		
				ACCESSORIES (Cont'd)		
J-5 W		B8863		WISE, bench, domestic style, 3 in. opng. -----	(b)	
A-19 W		D28242		WRENCH, combination, cal..50, M2 -	(b)	
J-4 W		C67217		WRENCH, pipe, strap, cap. 2 - 5 in.	(b)	
				SIGHTING EQUIPMENT:		
				Sights for the Browning Aircraft Machine Gun, cal..50, M2, are considered to be plane equip- ment and are furnished by the Air Corps.		
				CLEANING AND PRESERVING MATERIAL AND TOOLS AND EQUIPMENT USED THEREWITH:		
				For listing and prices see SNL K-1; for allowances see T/A, "Cleaning, Preserving and Lubricating Materials, Recoil Fluids, Special Oils and Similar Items of Issue".		
				ARTICLES FOR INSTRUCTIONAL PURPOSES: (Not taken into the field)		
T-1		C56579		CARTRIDGE, dummy, cal..50, M2 -----	25	(p)
A-19 W		—		CHART, instruction, Browning Machine Gun, cal..50, M2, Air- craft - Fixed and Flexible, set (Consisting of: PLATES 1, 2, 3, 4, 15, 16, 17, 18, and 19) each -----	11	
				AMMUNITION		
T-1		C69930		CARTRIDGE, armor piercing, cal..50, M2 -----	(a)	(p)
T-1		C77960		CARTRIDGE, ball, cal..50, M2 -----	(a)	(p)
T-1		T1IQX		CARTRIDGE, tracer, cal..50, M2 -----	(a)	(p)
T-1		D37987		LINK, metallic belt, cal..50, M2 -----	2-	(p)

¹ Per organization equipped with BAMG, cal..50, M2; to schools as required.
² Sufficient for ammunition authorized.

**GUN, MACHINE, CAL.50, BROWNING, M2
AIRCRAFT - BASIC**

NOTE SYMBOL	PLATE NO.	ITEM STOCK NO.	PIECE MARK OR DRAWING NO.	ITEM	QUAN. PER UNIT ASS'Y.	UNIT PRICE
PARTS FOR ACCESSORIES						
				For EXTRACTOR, ruptured cartridge, Mk.IV (C3854)		
A-19 Y		C7914		HANDLE, extractor -----	1	
A-19 Y		A8793		HEAD, extractor -----	1	
A-19 Y		A8800		PIN, extractor head -----	1	
M-3 Y		B6932		SLEEVE, extractor -----	1	
M-3 Y		B6934		SPINDLE, extractor -----	1	
				For MACHINE, link loading, cal..50, M2 (D8794)		
A-19 Y		D8795		BASE, loading machine -----	1	
A-19 Y		B131300		EXTENSION, loading handle -----	2	
A-19 %		C46045		HANDLE, loading assembly ----- (Composed of:	(1)	
				Y two B131300 EXTENSION		
				Y one B131301 HANDLE		
				two -- RIVET, S., ck-hd., 3/16 x 1)		
A-19 Y		B131301		HANDLE, loading -----	1	
A-19 Y		A22918		LINK, slide and handle -----	2	
H-1 %		BFAX1CE		PIN, cotter, split, S., 3/32 x 3/4 -	6	
A-19 %		A22920		PIN, hinge -----	4	
A-19 %		A22919		PIN, loading slide stop -----	2	
H-1		--		RIVET, S., ck-hd., 3/16 x 1 -----	2	
H-1		BCAX1AC		SCREW, cap, hex-hd., 1/4-20NC-2 x 1	5	
A-19 %		A22921		SCREW, loading handle extension -----	2	
A-19 Y		C9199		SLIDE, loading -----	1	
A-19 %		A22923		SPRING, loading slide stop -----	2	
A-19 Y		B131304		STOP, cartridge link -----	1	
A-19 %		A22924		STOP, loading slide -----	2	
				For OILER, oval, 3 oz., w/cap and chain (C59737)		
M-3 Y		B108723		BODY -----	1	
M-3 Y		AL40812		BODY -----	1	
M-3 Y		AL41775		BODY, oiler, assembly ----- (Composed of:	(1)	
				Y one B108723 BODY		
				Y one AL40810 SOCKET)		
M-3 Y		AL40811		CAP, oiler nozzle -----	1	
H-8 Y		SDBX2AA		CHAIN, assembly ----- (Composed of:	(1)	
				Y one SDBX1A CHAIN		
				two SCAX1G HOOK)		
H-8 Y		SDBX1A		CHAIN, 3 in. (see CHAIN) -----	1	
H-8 %		--		CHAIN, weldless, jack, double, br., .048 in., ft. (for replacement) --	-	
H-2 %		SCAX1G		HOOK, "S", steel, .080 x 27/32 reach	2	
M-3 Y		AL40827		LOOP -----	1	

PARTS FOR ACCESSORIES

NOTE SYMBOL	PLATE NO.	ITEM STOCK NO.	PIECE MARK OR DRAWING NO.	ITEM	QUAN. PER UNIT ASS'Y.	UNIT PRICE
				PARTS FOR ACCESSORIES (Cont'd)		
				For OILER, oval, 3 oz., w/cap and chain (Cont'd)		
M-3 Y		A140828		LOOP -----	1	
M-3 Y		A141774		NOZZLE, oiler, assembly ----- (Composed of: Y one A140812 BODY Y one A140811 CAP Y one A140828 LOOP Y one A140827 LOOP Y one A140813 PAD)	(1)	
M-3 Y		A140813		PAD, oiler, nozzle cap -----	1	
M-3 Y		A140810		SOCKET -----	1	
M-3 Y		A140814		WASHER, oiler nozzle -----	1	
				For OILER, rectangular, 12 oz., w/cap and chain (C59736)		
M-3 Y		A141756		BODY, oiler, assembly ----- (Composed of: Y one B108724 BODY Y one A140788 SOCKET)	(1)	
M-3 Y		A140782		BODY, oiler nozzle -----	1	
M-3 Y		B108724		BODY, oiler, rectangular -----	1	
M-3 Y		A140804		CAP, oiler nozzle -----	1	
M-3 Y		A152687		CHAIN, spout (see CHAIN) -----	1	
H-8		--		CHAIN, weldless, jack, dble., br., .048 in., ft. -----	-	
M-3 Y		A140808		LOOP, oiler nozzle -----	1	
M-3 Y		A140809		LOOP, oiler nozzle cap -----	1	
M-3 Y		A141755		NOZZLE, oiler, assembly ----- (Composed of: Y one A140782 BODY Y one A140804 CAP Y one A152687 CHAIN Y one A140808 LOOP Y one A140809 LOOP Y one A140813 PAD Y one A140806 WASHER)	(1)	
M-3 Y		A140813		PAD, oiler nozzle cap -----	1	
M-3 Y		A140788		SOCKET, oiler nozzle -----	1	
M-3 Y		A140806		WASHER, lea., 1/16 x 9/16 x 13/16 --	1	
				For REFLECTOR, barrel, cal..30 (B147001)		
A-19 Y		B147332		BODY, barrel reflector, assembly -- (Composed of: Y one A152727 FRAME Y one A152723 FRAME Y one A152724 TUBE)	(1)	

**GUN, MACHINE, CAL.50, BROWNING, M2
AIRCRAFT - BASIC**

NOTE SYMBOL	PLATE NO.	ITEM STOCK NO.	PIECE MARK OR DRAWING NO.	ITEM	QUAN. PER UNIT ASS'Y.	UNIT PRICE
				PARTS FOR ACCESSORIES (Cont'd)		
				For REFLECTOR, barrel, cal..30 (Cont'd)		
M-3 Y		A152727		FRAME, barrel reflector, lower ———	1	
M-3 Y		A152723		FRAME, barrel reflector, upper ———	1	
M-3 Y		A152726		HOLDER, barrel reflector mirror ———	1	
M-3 Y		A152725		MIRROR, barrel reflector ———	1	
M-3 Y		A152769		PIECE, barrel reflector filler ———	1	
M-3 Y		BL47331		PLATE, barrel reflector, assembly — (Composed of: Y one A152726 HOLDER Y one A152769 PIECE Y one A152728 PLATE)	(1)	
M-3 Y		A152728		PLATE, barrel reflector back ———	1	
H-1 %		BCKX3BB		SCREW, machine, fl-hd., br., No. 3 (.099)-48NC-2 x 3/16 ———	1	
A-19 Y		A152724		TUBE, barrel reflector ———	1	
				For ROD, cleaning, cal..30, M2A1 (D8398)		
M-3 Y		A152954		ADAPTER ———	1	
M-3 Y		A152955		GRIP ———	1	
M-3 Y		BL47612		HANDLE, assembly ——— (Composed of: Y one A152954 ADAPTER Y one A152955 GRIP)	(1)	
M-3 Y		A20802		PIN, handle (see ROD, drill) ———	2	
H-10		—		ROD, drill, rd., .127 in. diam., ft.	—	
M-3 Y		BL9145		SECTION, handle, long ———	1	
				For ROD, cleaning, cal..50, M6 (D35442)		
M-3 Y		A152954		ADAPTER ———	1	
M-3 Y		A152955		GRIP ———	1	
M-3 Y		BL47612		HANDLE, assembly ——— (Composed of: Y one A152954 ADAPTER Y one A152955 GRIP)	(1)	
M-3 Y		A20802		PIN, handle (see ROD, drill) ———	2	
H-10		—		ROD, drill, rd., .127 in. diam., ft.	—	
M-3 Y		BL47410		SECTION, long handle ———	1	
				For ROD, cleaning, jointed, cal..30, M1 (D8237)		
M-3 Y		A152954		ADAPTER ———	1	
M-3 Y		A152955		GRIP ———	1	

PARTS FOR ACCESSORIES

SNL A-38

NOTE SYMBOL	PLATE NO.	ITEM STOCK NO.	PIECE MARK OR DRAWING NO.	ITEM	QUAN. PER UNIT ASS'Y.	UNIT PRICE
PARTS FOR ACCESSORIES (Cont'd)						
For ROD, cleaning, jointed, cal..30, M1 (Cont'd)						
M-3 Y			BL47612	HANDLE, assembly _____ (Composed of: Y one A152954 ADAPTER Y one A152955 GRIP)	(1)	
M-3 Y			A20802	PIN, handle (see ROD, drill) _____	2	
H-10			—	ROD, drill, rd., .127 in. diam., ft.	—	
M-3 Y			BL7660	SECTION, cleaning patch _____	1	
M-3 Y			BL7664	SECTION, first _____	1	
M-3 Y			BL7662	SECTION, handle, assembly _____ (Composed of: Y one BL47612 HANDLE, assembly Y two A20802 PIN Y one BL7664 SECTION, first)	(1)	
M-3 Y			BL7659	SECTION, second and third _____	2	
For ROD, cleaning, jointed, cal..50, M7 (D35441)						
M-3 Y			A152954	ADAPTER _____	1	
M-3 Y			A152955	GRIP _____	1	
M-3 Y			BL47612	HANDLE, assembly _____ (Composed of: Y one A152954 ADAPTER Y one A152955 GRIP)	(1)	
M-3 Y			A20802	PIN, handle (see ROD, drill) _____	2	
H-10			—	ROD, drill, rd., .127 in. diam., ft.	—	
A-19 Y			BL47409	SECTION, cleaning patch _____	1	
A-19 Y			BL47411	SECTION, first _____	1	
A-19 Y			BL47408	SECTION, handle, assembly _____ (Composed of: Y one BL47612 HANDLE, assembly Y two A20802 PIN Y one BL47411 SECTION, first)	(1)	
A-19 Y			BL47412	SECTION, second, third and fourth —	3	
For TOOL, carbon removing, cal..30, M4 (C64302)						
A-28 Y			A152890	EXTENSION, reamer _____	1	
A-28 Y			A152891	HANDLE, extension _____	1	
H-1 Y			BFDX1AH	PIN, stght., S., 1/16 x 9/16 (see ROD, drill) _____	1	
A-28 Y			C64295	REAMER, carbon removing _____	1	
H-10			—	ROD, drill, rd., .0625 in. diam., ft. _____	—	
A-28 Y			A152892	STOP, reamer _____	1	

**GUN, MACHINE, CAL.50, BROWNING, M2
AIRCRAFT - BASIC**

NOTE SYMBOL	PLATE NO.	ITEM STOCK NO.	PIECE MARK OR DRAWING NO.	ITEM	QUAN. PER UNIT ASS'Y.	UNIT PRICE
				PARTS FOR ACCESSORIES (Cont'd)		
				For TOOL, combination, cal..30, M2 (B131314)		
A-28 Y			A13337	PUNCH _____	1	
A-28 Y			A13336	RIVET _____	1	
A-28 Y			B8696	WRENCH _____	1	
				For TOOL, release (C3856)		
A-19 Y			A13331	HANDLE _____	1	
A-19 Y			A13332	PIN, handle _____	1	
A-19 Y			A13333	ROD, release tool _____	1	
				For WRENCH, combination, cal..50, M2 (D28242)		
A-19 Y			C4051	BODY, combination wrench _____	1	
A-19 Y			A8140	PIN, spanner _____	2	
A-19 Y			A13487	STUD, combination wrench _____	2	
				For WRENCH, pipe, strap, cap. 2 - 5 in. (C67217)		
J-4 Y			B15554	BODY, wrench _____	1	
J-4 Y			A166540	DISK _____	1	
J-4 Y			A166538	HANDLE, wrench _____	1	
J-4 Y			A166537	STRAP, wrench _____	1	
				MAINTENANCE TOOLS		
				As maintenance tools for the repair and maintenance of machine gun, cal. .50, Browning, M2, Aircraft, other than those listed herein under "Organization Equipment" are furnish- ed only to Maintenance companies and to Ordnance establishments engaged in the manufacture or repair of these machine guns; they are not included in this list, but are enumerated in detail, together with their parts, under "Maintenance Tools for Repair of automatic guns, automatic gun antiaircraft materiel, automatic and semiautomatic cannon, and mortars," SNL A-35.		

NOTES

Items listed with SNL numbers in the note symbol column will be stored and reviewed under the SNL number given.

- (ø) The major items indicated by (ø) are stored, issued, and reviewed under "Major Items", SNL A-1. The standard list prices given herein are for the major items, without accessories or spare parts, and do not include the cost of handling, including packing incident to sales or issues with reimbursement.
- (*) Items indicated by an asterisk (*) are normally issued for replacement by an arsenal or an analogous wartime ordnance field organization only. These items may be issued to other ordnance field organizations when it has been determined that competent personnel and facilities are available. In such cases requisitions for starred items will be submitted for approval to the Chief of Ordnance with a statement of the facts of the case.
- (%) Parts indicated by (%) are the only parts listed herein which the using arms are normally authorized to draw for replacement purposes. This limitation is necessary for the proper control and conservation of parts. In designating those parts which line organizations may draw, the following factors were considered: The skill of the average man in line organizations, tools, equipment and facilities available and the time element.
- (#) All parts of the Browning Machine Gun, Cal..50, M2, Aircraft - Basic are listed under Parts for Gun. Parts or assemblies that are required to make up the individual Fixed or Flexible type of gun are determined by the type of slide assembly that must be used with the Basic Gun. Normally, the Operating Slide Group Assemblies are used in synchronized installations and the Retracting Slide Group Assemblies are used in flexible installations. Some types of flexible installations still employ the spade grip back plate assembly listed in Section II.
- (Y) Items indicated by (Y) are items necessary to complete the major item but are not available for issue.
- (W)
 - (a) Items indicated by a W are non-expendable parts and the issue of such items must be in accordance with par. 3 b (2), AR 35-6540.
 - (b) Items not marked by W are expendable in accordance with AR 35-6620.
- (a) Ammunition Allowances: Organizations' initial allowances of ammunition are published in War Department Tables of Basic Allowances. Training allowances for the types listed herein, except dummy cartridges, for the regular Army are published in Army Regulations 775-10. Allowances for the National Guard are published by the National Guard Bureau.
- (b) The items indicated by (b) are components of sets, kits, rolls, etc., listed herein and should be disregarded for initial issues since they are included in the sets, complete. For replacement of these individual items the nomenclature in the alphabetical listing should be used.

GUN, MACHINE, CAL.50, BROWNING, M2
AIRCRAFT - BASIC


- (o) BUFFER OIL. - Under all service conditions Oil, lubricating, for aircraft instruments and machine guns, U.S. Army Specifications No. 2-27 (of the latest issue) will be used in the buffer mechanisms of the caliber .50 aircraft machine guns.
LUBRICATING OIL. - Only Oil, lubricating, for aircraft instruments and machine guns, U.S. Army Specifications No. 2-27 (of the latest issue) will be used for lubricating the caliber .50 aircraft machine gun materiel.
- (p) Due to frequent variations in standard list prices of ammunition, prices have been omitted herefrom. For prices of the ammunition listed herein see ammunition standard nomenclature lists. For reimbursement prices see Ordnance Field Service Bulletin No. 3-7.
- (sp) The set or sets of spare parts listed herein, when so assembled for initial issues, are considered as units, the components thereof not being enumerated. For replacement of the individual items thereof the nomenclature in the alphabetical listing throughout the SNL under parts should be used.

USE OF PRICES

(See AR 45-75)


C. M. WESSON,
Major General,
Chief of Ordnance.

(O.O. 140.2/709)
(O.O. 140.2/1101)




RA PD 5893

PLATE 1 — BROWNING MACHINE GUN, CAL. .50, M2, AIRCRAFT - BASIC - RIGHT SIDE VIEW




RA PD 10738

PLATE 2 — BROWNING MACHINE GUN, CAL. .50, M2, AIRCRAFT - BASIC - LEFT SIDE VIEW



RA PD 5892

PLATE 3 — BROWNING MACHINE GUN, CAL. .50, M2, AIRCRAFT - FIXED - RIGHT SIDE VIEW



RA PD 4710

PLATE 4 — BROWNING MACHINE GUN, CAL. .50, M2, AIRCRAFT - FLEXIBLE - RIGHT SIDE VIEW

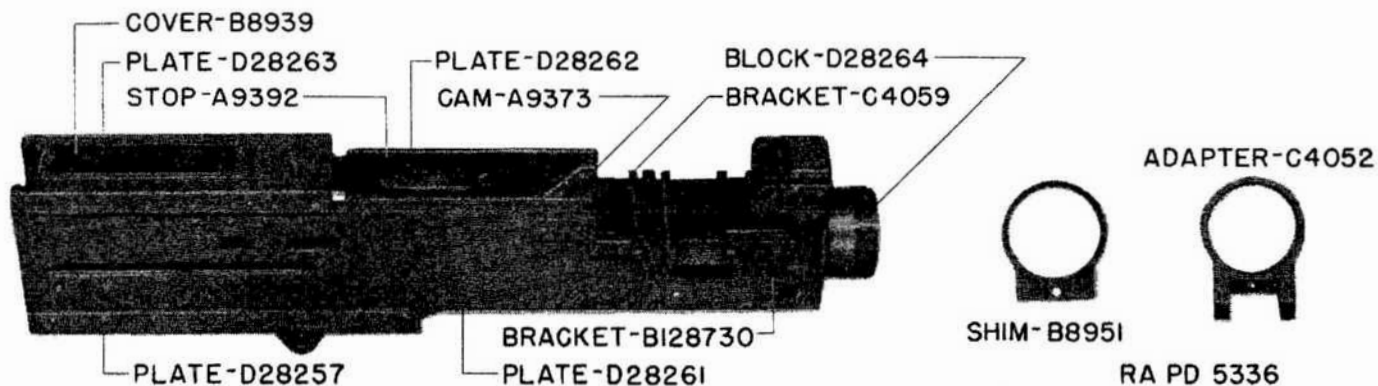
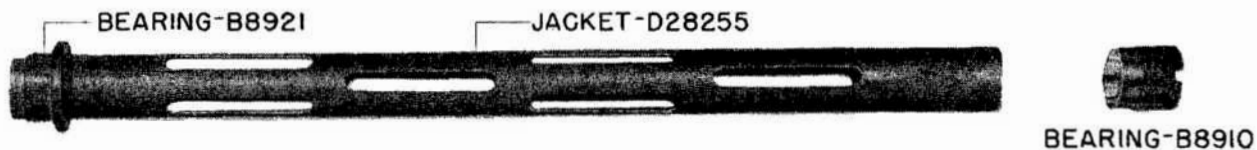



PLATE 5 — BROWNING MACHINE GUN, CAL. .50, M2, AIRCRAFT - RECEIVER GROUP - PARTS

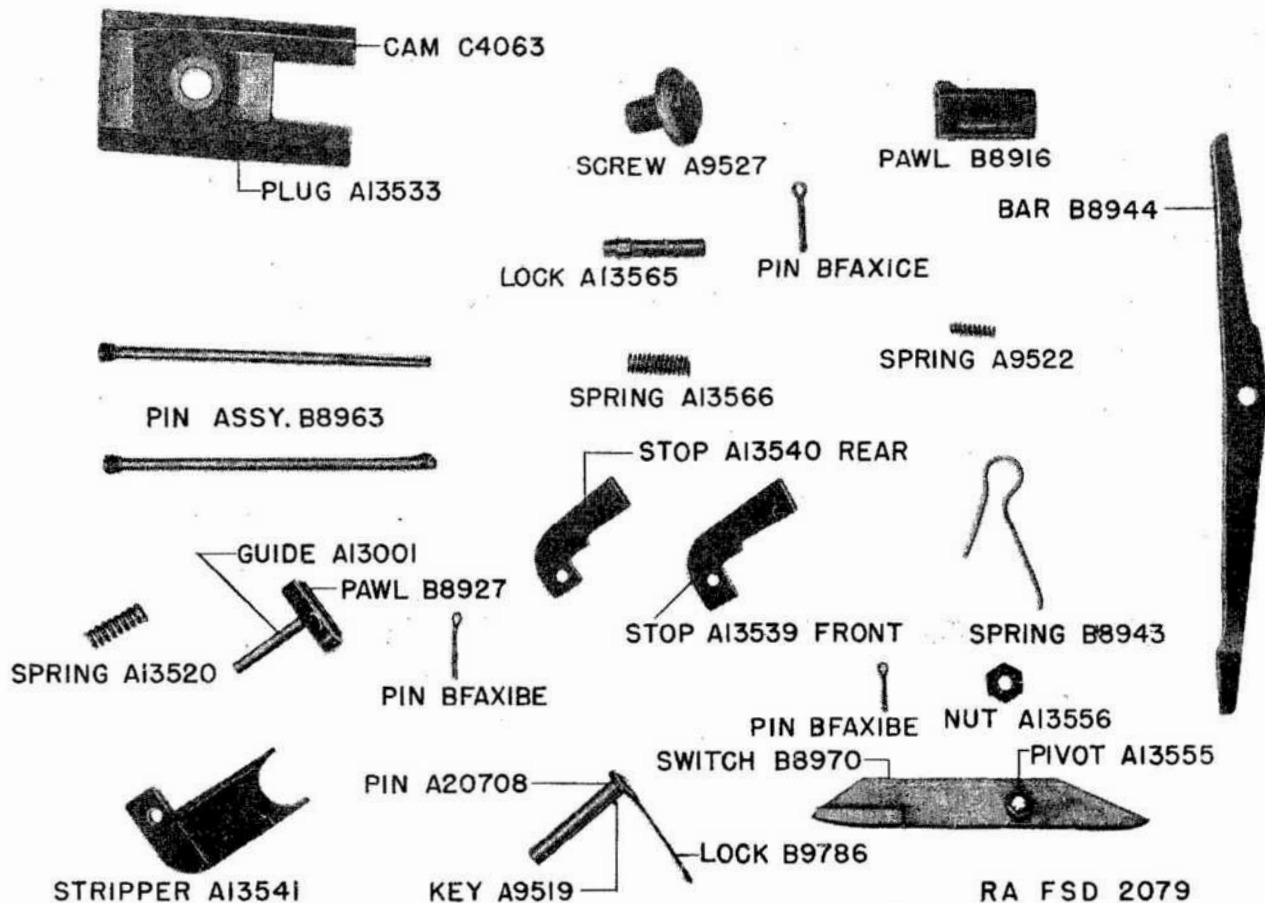


PLATE 6 — BROWNING MACHINE GUN, CAL. .50, M2, AIRCRAFT - RECEIVER - PARTS




PLATE 7 — BROWNING MACHINE GUN, CAL. .50, M2, AIRCRAFT - BOLT GROUP - PARTS

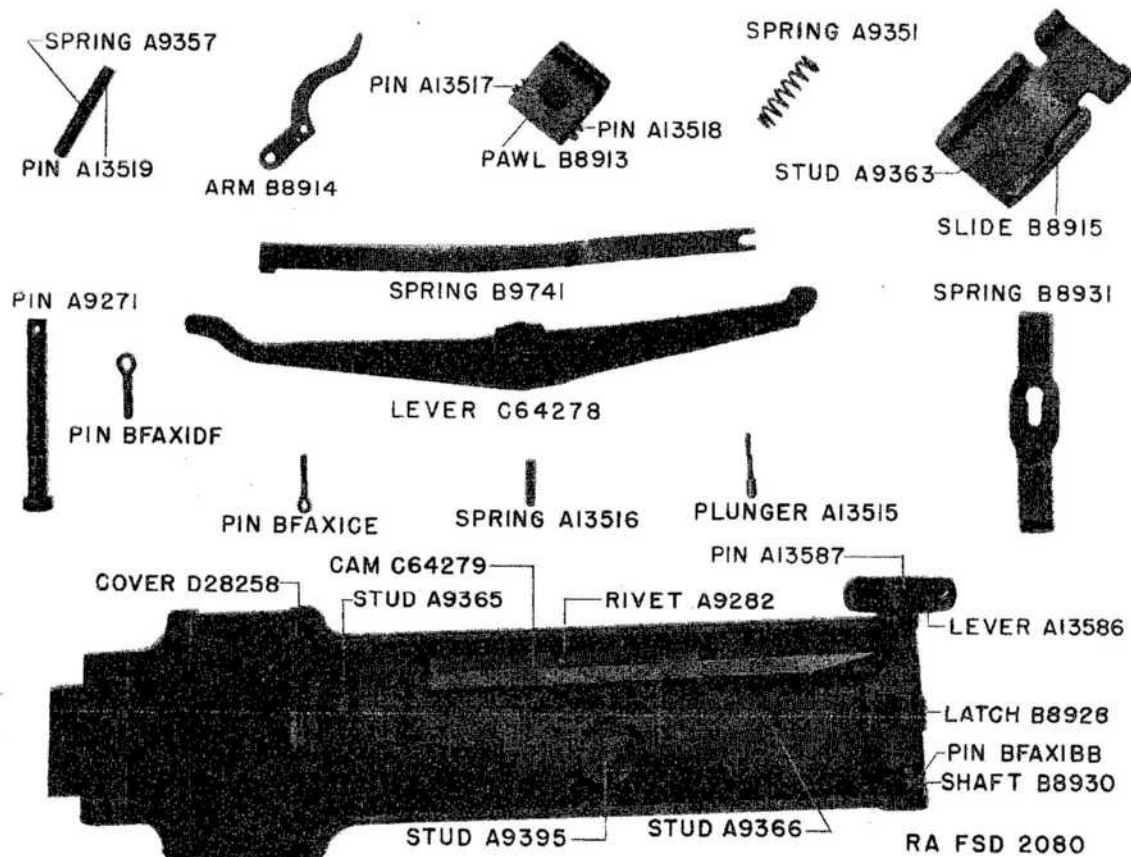


PLATE 8 — BROWNING MACHINE GUN, CAL. .50, M2, AIRCRAFT - COVER GROUP - PARTS




PLATE 9 — BROWNING MACHINE GUN, CAL. .50, M2, AIRCRAFT - BARREL EXTENSION AND OIL BUFFER GROUP - PARTS

SCREW A9361



TUBE-C8146



CAP B9731

PLUG A9277



SCREW A9360



VALVE A9528



SPRING A9393


PACKING A9279



NUT A9267



ROD B9830



PIN-A9379

RING A9297



SPRING A9299

PIN A9380



GUIDE A9518



KEY A9520

VALVE B17175



KEY A9784

HEAD B17169



SPRING B9832



RA FSD 2082



SCREW AI52834

PLUNGER AI52839

PIECE AI52753

PIN A9275

PIECE AI52751

PIN BFAXIBB

SPRING A9300

PIN AI3581

RIVET A9287

PIN AI52854

SPRING AI52875

PIN BFAXIBB

PLATE D35276

PIECE AI52750

LOCK BI47464

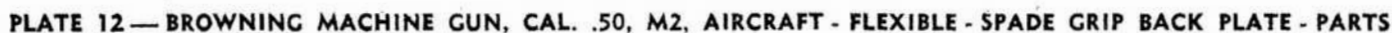
PIN A9275

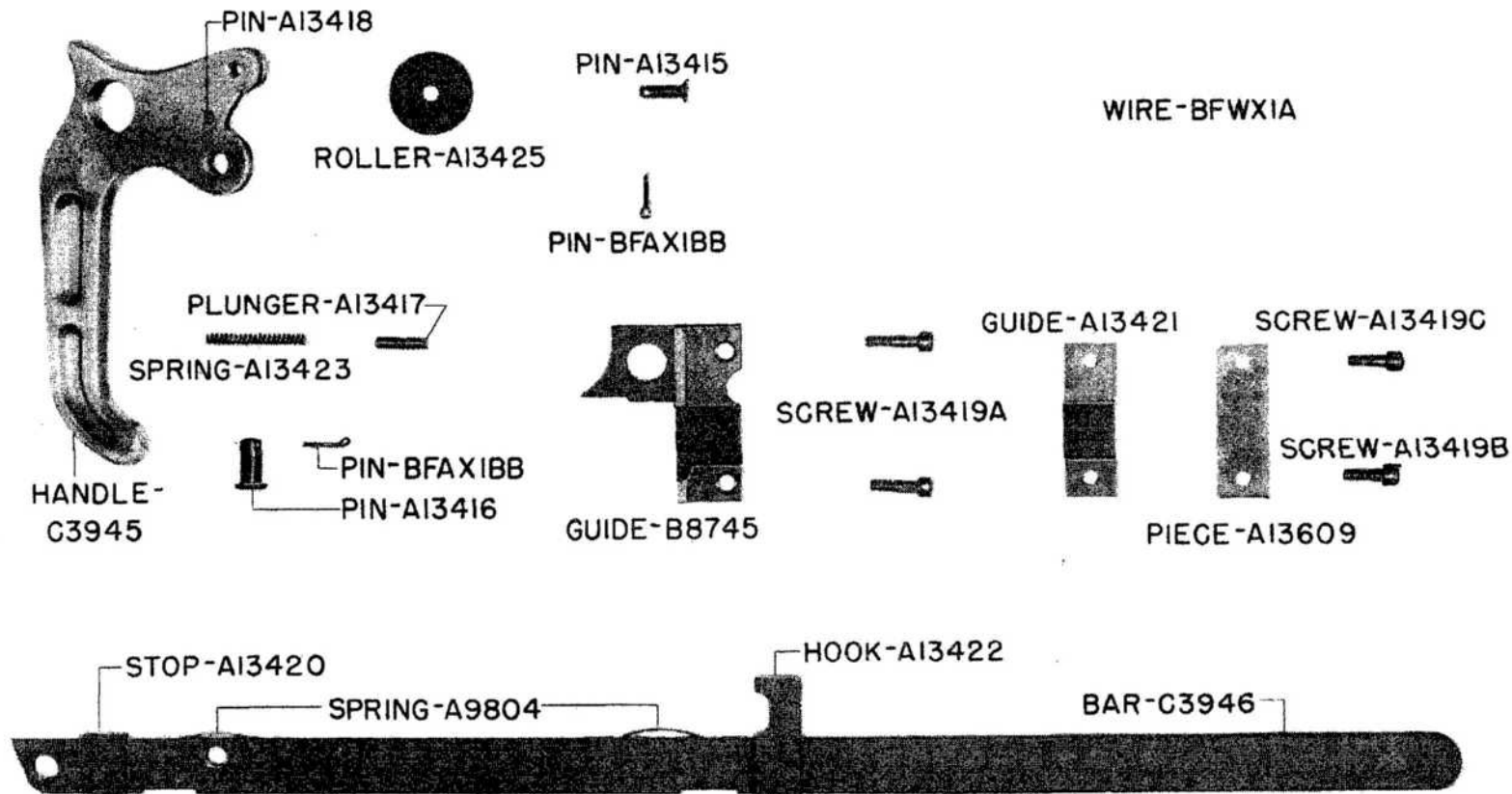
PLATE AI52869

DISK AI52835

LATCH B8949
SPRING A9356

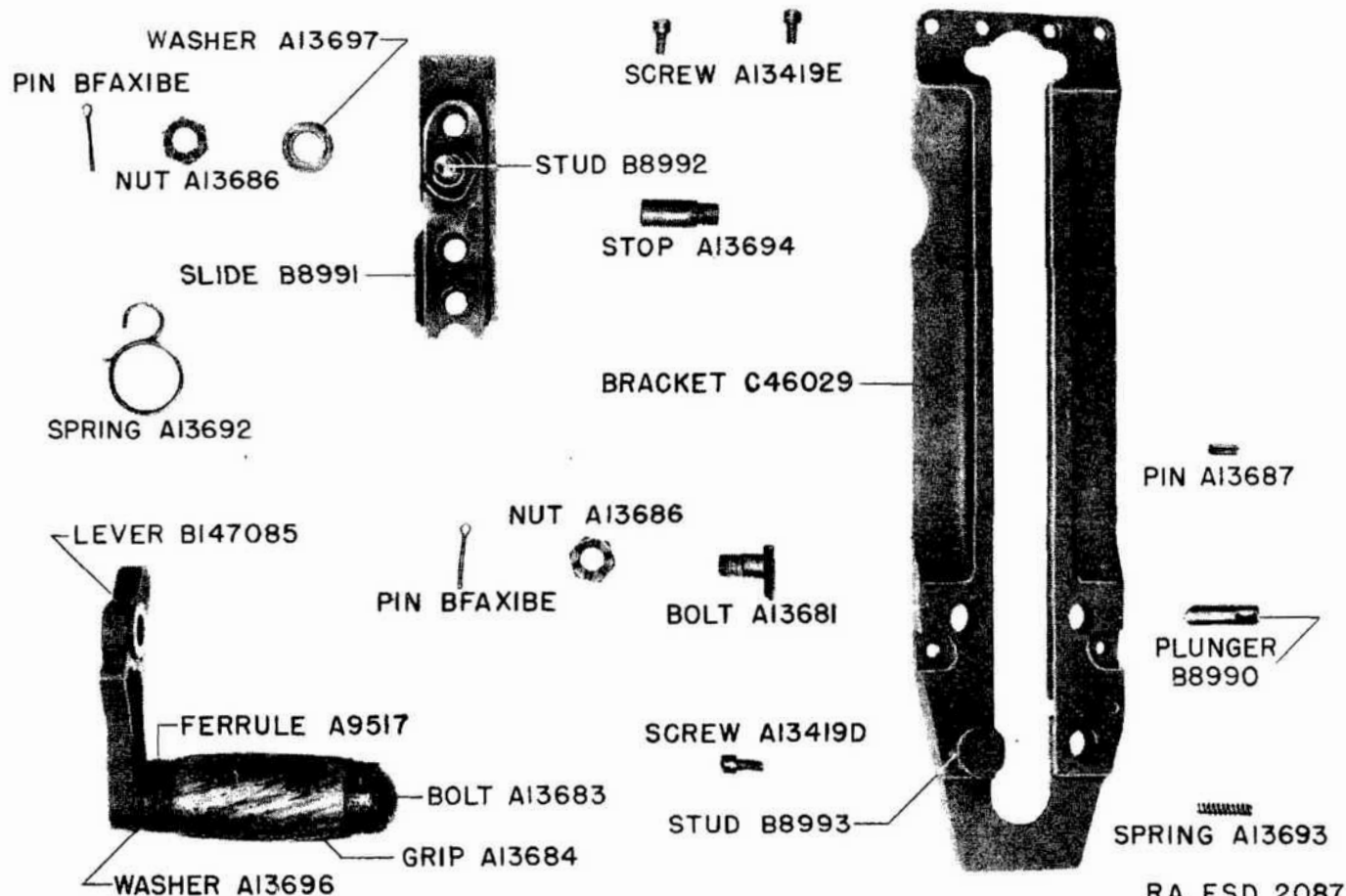
RA FSD 2084





RA PD 4822

PLATE 13 — BROWNING MACHINE GUN, CAL. .50, M2, AIRCRAFT - FIXED - OPERATING SLIDE - PARTS



RA FSD 2087

PLATE 14 — BROWNING MACHINE GUN, CAL. .50, M2, AIRCRAFT - FLEXIBLE - RETRACTING SLIDE - PARTS

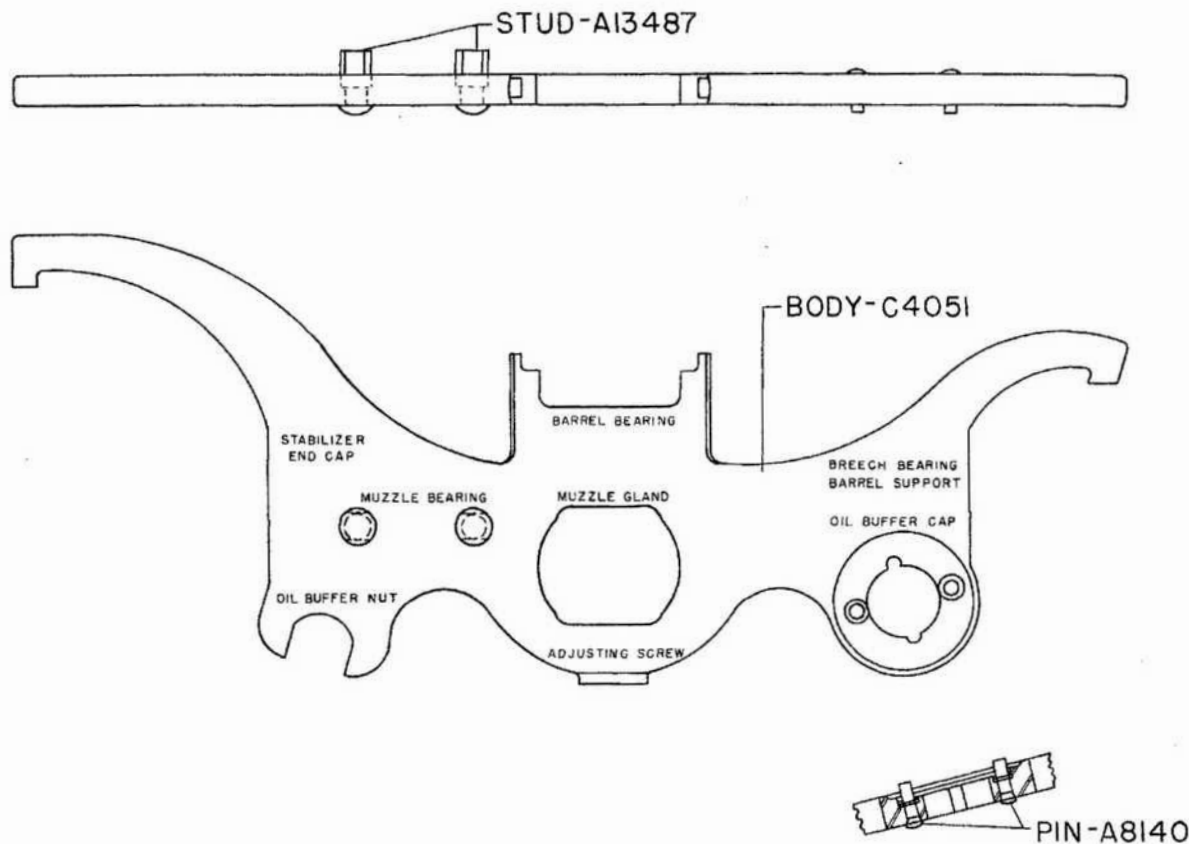


PLATE 15 — COMBINATION WRENCH, CAL. .50, M2

RA FSD 2517

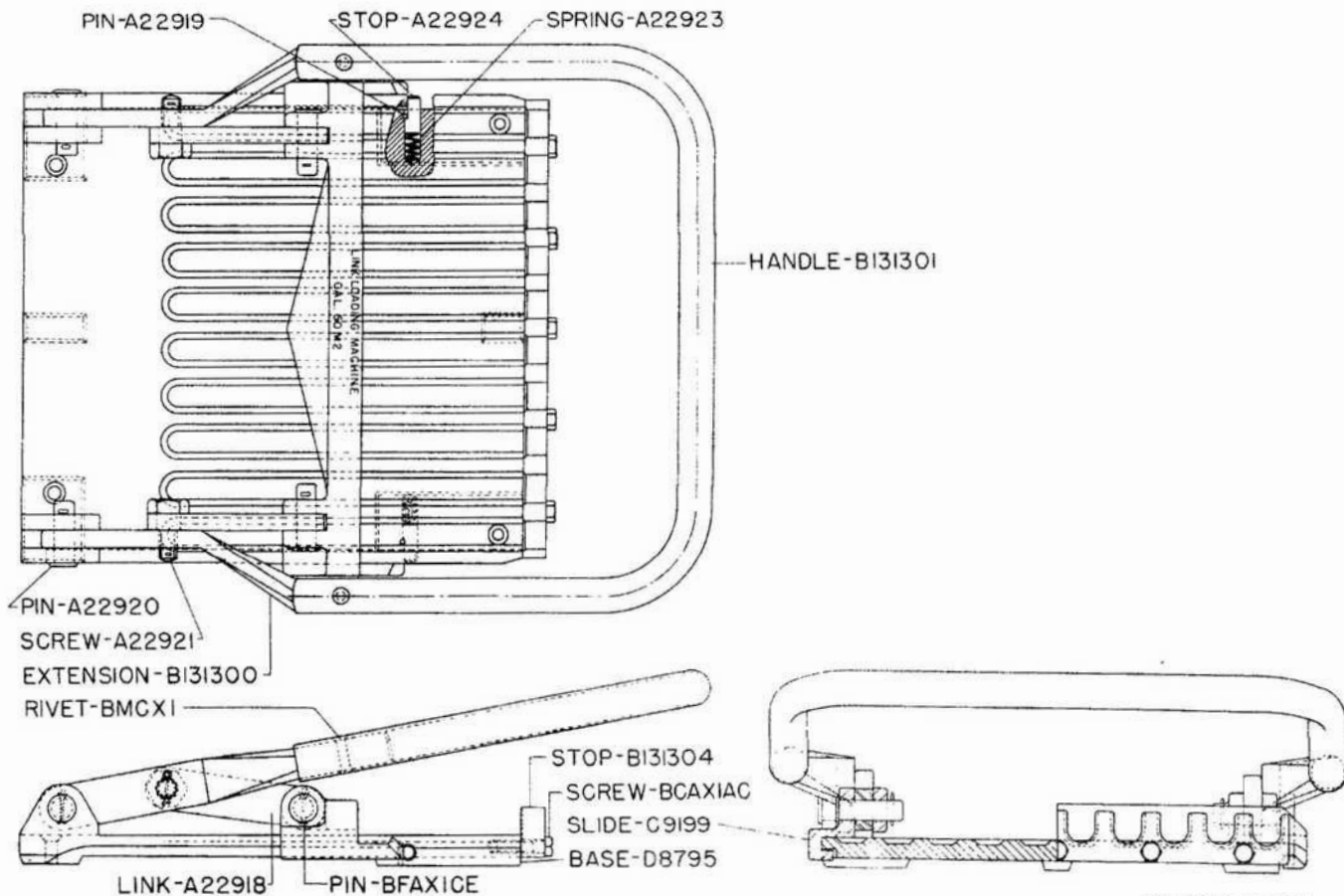


PLATE 16 — LINK LOADING MACHINE, CAL. .50, M2

ADDENDUM - STANDARD NOMENCLATURE LIST NO. A-38

**GUN, MACHINE, CAL.50, BROWNING, M2
AIRCRAFT - BASIC**

**MAJOR ITEMS, PARTS AND EQUIPMENT
REQUIRED FOR MAINTENANCE OF
GUN, MACHINE, CAL.50, BROWNING, M2
AIRCRAFT - BASIC**

Estimated quantities of Maintenance Parts and Equipment for the maintenance for twelve (12) months within a theater of operations for one hundred (100) Browning Machine Guns, Cal..50, M2, Aircraft - Fixed and/or Flexible.

Based upon the particular mission at hand responsible ordnance officers will designate the spare Major Items and particular Maintenance Parts and the quantities thereof to be carried into the field. For example, if 30 days of supply is required for ten (10) Major Items, the nearest whole equivalent of $1/10 \times 1/12$ of the quantities listed below for the particular spares designated normally would be taken.

Items indicated by a star (*) are issued to arsenals or other establishments where competent personnel and facilities are available for their installation. (See * under Notes herein.) Normally they should not be issued for field maintenance.

Parts required for repair in the field and not included in the addendum are not available for issue. Such parts will be made from bulk material on hand or a complete item will be issued as replacement.

Unless otherwise specified the following quantities normally will be carried:

Unit	Issue *
Ordnance Company Avn. (Bombardment or Pursuit)	1/5 set per Airdrome Platoon 1/10 set per Airdrome Section
Ordnance Company Avn. (Air Base)	1 set per load Truck, spare parts 1/3 set per load Truck, small arms repair

* In all sets a minimum of one (1) of each item in the addendum should be included.

TOTAL WEIGHTS

Item	Pounds
Browning Machine Gun, Cal..50, M2, Aircraft - Basic -----	
Browning Machine Gun, Cal..50, M2, Aircraft - Operating Slide, Group Assembly -----	
Browning Machine Gun, Cal..50, M2, Aircraft - Retracting Slide, Group Assembly -----	
MAINTENANCE PARTS FOR:	
Browning Machine Gun, Cal..50, M2, Aircraft - Basic -----	2630.29
Additional Back Plates -----	34.00
Operating Slide -----	27.06
Retracting Slide -----	25.81
MAINTENANCE EQUIPMENT:	
Maintenance Accessories -----	
MAINTENANCE PARTS FOR ACCESSORIES; FOR:	
Link Loading Machine, Cal..50, M2 -----	

**GUN, MACHINE, CAL.50, BROWNING, M2
AIRCRAFT - BASIC**

PIECE MARK OR DRAWING NO.	ITEM STOCK NO.	ITEM	QUAN.	UNIT WEIGHT (LB.)
MAJOR ITEMS				
Maintenance factors for Aircraft Armament in the Theater of Operations are fixed at zero on the assumption that this Armament will have the same wastage as the Airplane. The distribution factor is 25%.				
MAINTENANCE PARTS FOR BASIC GUN				
C8141	01-00010	ACCELERATOR	40	.39
C4052		ADAPTER, trunnion	2	1.38
B8914		ARM, belt feed pawl	40	.02
B8944	01-00030	BAR, trigger	20	.17
D28272		BARREL, assembly	200	9.85
B8910		BEARING, barrel, front	10	.56
* C4076	01-00040	BLOCK, trunnion, assembly	2	6.01
C3941		BODY, oil buffer, assembly	4	2.28
B147463		BOLT, alternate feed, assembly	50	4.81
A152938	01-00140	BOLT, breech lock cam	30	.06
C4059		BRACKET, belt holding pawl, L.H.	2	.38
* B128730		BRACKET, belt holding pawl, R.H.	2	.50
* C4070	01-00180	BRACKET, top plate	5	.25
C4077		BUFFER, oil, assembly	5	1.10
* A9373		CAM, extractor	5	.03
* C64279	01-00190	CAM, extractor, cover	2	.32
B147583		CAM, lock, breech, assembly	15	.59
B9731		CAP, oil buffer tube	5	.27
A152900	01-00180	COLLAR, driving spring rod	50	+
C4081		COVER, assembly	5	3.13
B8939		COVER, top plate	5	.28
A13588	01-00190	COVER, trunnion block	5	.06
B9712		DEPRESSOR, breech lock	10	.05
A152835		DISK, buffer	160	+
B9732	01-00180	EJECTOR	50	.02
C4082		EXTENSION, barrel, assembly	20	3.69
* B8946		EXTENSION, firing pin	5	.10
B8976	01-00190	EXTENSION, firing pin, assembly	30	.12
B8959		EXTRACTOR, assembly	50	.21
* B9715		GUIDE, oil buffer	10	+
B8782	01-00180	GUIDE, oil buffer spring, assembly	10	.08
B8583		HANDLE, bolt	25	.13
B17169		HEAD, oil buffer piston rod	5	.06
* C4047	01-00190	JACKET, barrel, assembly	2	3.31
C64290		JACKET, barrel, w/front bearing, assembly	5	3.87
A9784		KEY, oil buffer piston valve	5	+
A9520	01-00180	KEY, oil buffer spring guide	5	+
B8949		LATCH, back plate	5	.09
B8928	01-00190	LATCH, cover	5	.03
B9718		LEVER, cocking	50	.04
C64278		LEVER, feed, belt	70	.31
B147464	01-00180	LOCK, back plate latch	5	.06
B8925		LOCK, breech	20	.37
B8787A		LOCK, oil buffer tube (preferred)	50	.06
A9266	01-00190	LOCK, spring, oil buffer body	10	.03
A13565		LOCK, trunnion block	10	.02

* Indicates weight less than .01 pound.

**MAJOR ITEMS, PARTS AND EQUIPMENT
REQUIRED FOR MAINTENANCE OF
GUN, MACHINE, CAL.50, BROWNING, M2
AIRCRAFT - BASIC**

PIECE MARK OR DRAWING NO.	ITEM STOCK NO.	ITEM	QUAN.	UNIT WEIGHT (LB.)
		MAINTENANCE PARTS FOR BASIC GUN - Cont'd.		
A152939		NUT, breech lock cam bolt	30	.07
A9267		NUT, oil buffer piston head	5	.02
A13556		NUT, switch pivot	30	+
A9279		PACKING, oil buffer gland	60	+
B8975		PAWL, aligning, cartridge	20	.03
B8515		PAWL, cover detent, assembly	10	.05
B8961		PAWL, feed, belt, assembly	50	.06
B8916		PAWL, holding, belt	22	.05
A152753		PIECE, filler, back plate	10	.07
A152750		PIECE, filler, lower	10	.09
B8790		PIN, accelerator, assembly	30	.06
A9275		PIN, back plate latch	30	.01
A13581		PIN, back plate latch lock	10	+
A9384		PIN, belt feed lever pivot stud	10	+
B8962		PIN, belt feed pawl, assembly	30	.01
B8963		PIN, belt holding pawl, assembly	30	.04
B8784		PIN, breech lock, assembly	30	.03
A13612		PIN, cartridge aligning pawl	10	+
A9383		PIN, cocking lever	30	.02
BFAX1BE		PIN, cotter, split, S., 1/16 x 3/4	100	+
BFAX1CE		PIN, cotter, split, S., 3/32 x 3/4	100	+
BFAX1DF		PIN, cotter, split, S., 1/8 x 7/8	100	+
BFAX1DK		PIN, cotter, split, S., 1/8 x 1-1/2	60	+
A9271		PIN, cover	10	.04
A9273		PIN, ejector	60	+
B17171		PIN, firing	92	.04
* A13518		PIN, locating, belt feed pawl arm	10	+
A9268		PIN, lock, barrel extension shank	4	+
A152854		PIN, lower filler piece	20	+
A9380		PIN, oil buffer piston head nut	10	+
A9379		PIN, oil buffer piston rod	10	+
A152899		PIN, retaining, driving spring rod	10	+
A152898		PIN, stop, driving spring rod collar	50	+
A9385		PIN, stop, extractor	10	+
A9382		PIN, stop, firing pin spring	40	+
B8683		PIN, trigger bar, assembly	30	.04
A13546		PIN, trunnion block cover	10	+
D35276		PLATE, back	5	1.88
C64311		PLATE, back, w/horizontal buffer, assembly	5	2.68
* D28257		PLATE, bottom	2	2.50
A152869		PLATE, buffer	30	.15
* C4085		PLATE, side, L.H., assembly	2	5.42
* C4086		PLATE, side, R.H., assembly	2	5.40
* C4087		PLATE, top, assembly	2	1.75
* A13572		PLUG, bunter	2	.03
A9277		PLUG, oil buffer packing gland	10	.08
A152839		PLUNGER, adjusting screw	20	+
A13515		PLUNGER, belt feed lever	50	+
A13611		PLUNGER, cartridge aligning pawl	10	+
A9297		RING, oil buffer packing gland	10	+
* A13598		RIVET, belt holding pawl bracket, long	24	+
* A13698		RIVET, belt holding pawl bracket, short	8	+
* A13521		RIVET, bolt latch bracket, long	16	+
* A13522		RIVET, bolt latch bracket, short	20	+

* Indicates weight less than .01 pound.

**GUN, MACHINE, CAL.50, BROWNING, M2
AIRCRAFT - BASIC**

PIECE MARK OR DRAWING NO.	ITEM STOCK NO.	ITEM	QUAN.	UNIT WEIGHT (LB.)
MAINTENANCE PARTS FOR BASIC GUN - Cont'd.				
A9387		RIVET, bottom plate -----	60	+
A9283		RIVET, breech lock depressor -----	20	+
A152890		RIVET, cover bracket -----	20	+
A9282		RIVET, cover extractor cam -----	15	+
A9501		RIVET, extractor cam -----	10	+
A9500		RIVET, top plate -----	60	+
* A9292		RIVET, top plate bracket -----	15	+
A13557		RIVET, trunnion block, L. 0.406 -----	20	+
A9799		RIVET, trunnion block, L. 0.605 -----	30	+
A13558		RIVET, trunnion block, L. 2.520 -----	20	.02
C64304		ROD, driving spring, assembly -----	10	.16
C64305		ROD, driving spring, w/springs, assembly -----	30	.32
B8763		ROD, oil buffer piston, assembly -----	5	.14
A152834		SCREW, adjusting -----	20	.15
A9361		SCREW, filler, oil buffer tube -----	38	+
A13655	01-00550	SCREW, front barrel bearing -----	60	+
A152829	01-00570	SCREW, lock, breech bearing -----	40	.01
A9360		SCREW, oil buffer relief valve -----	42	+
A13608	01-00580	SCREW, top plate cover -----	15	.01
C4067		SEAR -----	80	.04
B8964		SHAFT, cover latch, assembly -----	10	.11
B9728		SHANK, barrel extension -----	20	.21
B8951		SHIM, trunnion block (set of 12) -----	7	1.07
B8965		SLIDE, feed, belt, assembly -----	20	.19
A13595		SLIDE, sear -----	90	.02
A9357		SPRING, accelerator pin -----	50	+
A9300		SPRING, adjusting screw plunger -----	36	+
A9356		SPRING, back plate latch -----	25	+
A152875		SPRING, back plate latch lock -----	88	+
A13516		SPRING, belt feed lever plunger -----	60	+
A9351		SPRING, belt feed pawl -----	70	+
A9522		SPRING, belt holding pawl -----	80	+
A13497		SPRING, belt holding pawl pin -----	10	+
A13613		SPRING, cartridge aligning pawl -----	30	+
A13520		SPRING, cover detent pawl -----	10	+
B9741		SPRING, cover extractor -----	80	.05
B8931		SPRING, cover latch -----	30	.02
B147510		SPRING, driving, inner -----	100	.05
B147509		SPRING, driving, outer -----	100	.10
A9523		SPRING, ejector -----	70	+
A9353		SPRING, firing pin -----	120	.02
B8908		SPRING, locking, barrel -----	62	+
B9832		SPRING, oil buffer -----	60	.16
A9299		SPRING, oil buffer packing gland -----	10	+
A9393		SPRING, oil buffer relief valve -----	10	+
A9524		SPRING, sear -----	80	+
B8943		SPRING, switch -----	110	+
A13566		SPRING, trunnion block lock -----	10	+
A9392		STOP, bolt -----	2	+
A13539		STOP, cartridge, front -----	16	.06
A13540		STOP, cartridge, rear -----	16	.05
C77408		STOP, cartridge, rear, R.H. -----	10	.30
C77409		STOP, cartridge, rear, R.H., assembly -----	5	.34
B8788		STOP, sear, assembly -----	50	.02
* A9391		STOP, trigger bar, front -----	8	+

+ Indicates weight less than .01 pound.

**MAJOR ITEMS, PARTS AND EQUIPMENT
REQUIRED FOR MAINTENANCE OF
GUN, MACHINE, CAL.50, BROWNING, M2
AIRCRAFT - BASIC**

SNL A-38

PIECE MARK OR DRAWING NO.	ITEM STOCK NO.	ITEM	QUAN.	UNIT WEIGHT (LB.)
MAINTENANCE PARTS FOR BASIC GUN - Cont'd.				
* A9390		STOP, trigger bar, rear -----	5	.01
A13541		STRIPPER, link -----	16	.10
A13529		STUD, bolt switch -----	5	.01
A9365		STUD, cover extractor spring -----	5	+
A9366		STUD, cover latch spring -----	5	+
A9395		STUD, pivot, belt feed lever -----	5	.05
* A9367		STUD, top plate bracket -----	8	+
B147461		SWITCH -----	50	.09
C4062		SWITCH, bolt -----	20	.15
C8146		TUBE, oil buffer -----	5	.50
B8969		VALVE, oil buffer piston, assembly -----	10	.07
A9528		VALVE, relief, oil buffer -----	27	+
A9398		WASHER, belt feed lever pivot stud -----	5	.01
A13545		WASHER, cover latch shaft -----	30	+
MAINTENANCE PARTS FOR ADDITIONAL BACK PLATES				
B147309		BRACKET, trigger safety (flexible gun) -----	17	
* B8936		FRAME, handle, lower (flexible gun) -----	5	.25
* B8937		FRAME, handle, upper (flexible gun) -----	5	.25
B8765A		GRIP, handle -----	20	.12
D35478		PLATE, back, spade grip, assembly (flexible gun) -----	5	4.02
A9287		RIVET, handle frame (flexible gun) -----	20	+
B147511		SAFETY, trigger (flexible gun) -----	17	.05
A9394		SCREW, handle tube (flexible gun) -----	25	.08
A152897		SCREW, trigger safety (flexible gun) -----	30	.08
A13583		SPACER, back plate trigger (flexible gun) -----	10	+
A9352		SPRING, trigger (flexible gun) -----	40	+
A152896		SPRING, trigger safety (flexible gun) -----	90	+
B8918		TRIGGER (flexible gun) -----	10	.14
MAINTENANCE PARTS FOR OPERATING SLIDE				
C3948		BAR, operating slide, w/springs, assembly -----	20	.79
A13421		GUIDE, operating slide, front -----	5	.09
B8745		GUIDE, operating slide, rear -----	6	.31
B8805		HANDLE, operating slide, assembly -----	5	.25
A13609	01-00230	PIECE, back, operating slide guide -----	5	.04
A13416		PIN, hinge, operating slide handle -----	10	.01
A13415		PIN, operating slide roller -----	10	.01
A13418		PIN, stop, operating slide handle -----	5	+
A13417		PLUNGER, operating slide handle -----	10	+
* —		RIVET, S., ck-hd., 1/8 x 3/8 -----	20	+
A13425		ROLLER, operating slide -----	5	.05
A13419A		SCREW, operating slide guide, front -----	180	+
A13419C		SCREW, operating slide guide, rear, lower -----	80	+
A13419B		SCREW, operating slide guide, rear, upper -----	80	+
D28279		SLIDE, operating, assembly -----	2	1.11
A9804		SPRING, operating slide -----	60	+
A13423		SPRING, operating slide plunger -----	10	+
A13424		STUD, bolt -----	40	.04
BFWX1A		WIRE, S., low carbon, bright anld., .041 diam., lb. -----	1	1.00

+ Indicates weight less than .01 pound.

**GUN, MACHINE, CAL.50, BROWNING, M2
AIRCRAFT - BASIC**

PIECE MARK OR DRAWING NO.	ITEM STOCK NO.	ITEM	QUAN.	UNIT WEIGHT (LB.)
MAINTENANCE PARTS FOR RETRACTING SLIDE				
Al3681		BOLT, retracting slide bracket -----	10	.03
Bl47597		BOLT, retracting slide grip, assembly -----	20	.19
* C46029		BRACKET, retracting slide -----	5	1.71
B8988		GRIP, retracting slide, assembly -----	20	.22
Bl47085		LEVER, retracting slide -----	2	.28
Al3686		NUT, retracting slide -----	20	+
Al3687		PIN, retracting slide plunger -----	15	+
BFCX1FB		PIN, taper, No. 4(.25) x 3/4 -----	40	.01
B8990		PLUNGER, retracting slide -----	30	+
Al3419D		SCREW, retracting slide bracket, front -----	100	+
Al3419E		SCREW, retracting slide bracket, rear -----	200	+
* B8991		SLIDE, retracting -----	2	.31
Al3691		SPRING, retracting slide lever, L.H. -----	60	+
Al3692		SPRING, retracting slide lever, R.H. -----	40	+
Al3693		SPRING, retracting slide plunger -----	20	+
Al3694		STOP, retracting slide lever -----	10	.04
Al3424		STUD, bolt -----	40	.04
B8993		STUD, retracting slide -----	10	.09
B8992		STUD, retracting slide lever -----	10	.06
Al3696		WASHER, retracting slide grip -----	10	.02
Al3697		WASHER, retracting slide lever stud -----	10	+
BFWX1A		WIRE, S., low carbon, bright anld., .041 diam., lb. -----	1	1.00
MAINTENANCE EQUIPMENT				
Maintenance Accessories				
Bl08828		BRUSH, chamber cleaning, M6 -----	8	
C4035		BRUSH, cleaning, cal..30, M2 -----	100	
C4037		BRUSH, cleaning, cal..50, M4 -----	100	
C64059		CAN, oil, 1 qt. -----	10	
Bl01630C		CAP, jaw, vise, cop., 3 in., pr. -----	1	
C6573		CASE, cleaning rod, cal..30, M1 -----	5	
C64274		CASE, cleaning rod, cal..50, M15 -----	5	
D1885		CHEST, tool, armorer's, M1 -----	1	
D35357		CONTAINER, file -----	1	
D28331		COVER, spare barrel, M8 -----	25	
Bl46934		COVER, trigger motor slot -----	10	
TCGX2D		DRIFT, brass, stght., 3/8 rd. x 4 -----	2	
C3854		EXTRACTOR, ruptured cartridge, Mk. IV -----	3	
TRAX2CB		FILE, A.S., half-rd., sec-cut., 6 in. -----	2	
TRAX1CK		FILE, A.S., mill, sm., 6 in. -----	2	
TRAX2DK		FILE, A.S., round, sec-cut., 8 in. -----	2	
TRAX2CP		FILE, A.S., three-sq., sm., 6 in. -----	2	
Al96229		GAGE, headspace and timing, cal..30, BMG -----	3	
Al96228		GAGE, headspace and timing, cal..50, BMG -----	3	
TAFX2A		HAMMER, brass, dble-bell-face., 3 oz. -----	2	
TAFX3A		HAMMER, lead, 2 lb. -----	3	
TAAX1B		HAMMER, machs., ball peen, 8 oz. -----	2	
TEHX1B		HANDLE, file, 1-1/8 x 4 in. -----	3	
TEHX1C		HANDLE, file, 1-1/4 x 4-1/4 in. -----	2	
C77474		HIDER, flash -----		
D8794		MACHINE, link loading, cal..50, M2 (10 rd.) -----	3	
B8514		OILER, filling, oil buffer -----	6	
+ Indicates weight less than .01 pound.				

**MAJOR ITEMS, PARTS AND EQUIPMENT
REQUIRED FOR MAINTENANCE OF
GUN, MACHINE, CAL.50, BROWNING, M2
AIRCRAFT - BASIC**

SNL A-38

PIECE MARK OR DRAWING NO.	ITEM STOCK NO.	ITEM	QUAN.	UNIT WEIGHT (LB.)
		MAINTENANCE EQUIPMENT - Cont'd.		
		Maintenance Accessories - Cont'd.		
C59737		OILER, oval, 3 oz., w/cap and chain -----	4	
C59736		OILER, rectangular, 12 oz., w/cap and chain ---	3	
THEX1A		PLIERS, side-cutting, paral-jaw., 6 in. -----	4	
TCDX1A		PUNCH, center, 4 in. -----	6	
TCFX2A		PUNCH, drive pin, .03 in. pt. -----	5	
TCFX2C		PUNCH, drive pin, .05 in. pt. -----	5	
TCFX2F		PUNCH, drive pin, .08 x 3/4 pt. -----	5	
BL47001		REFLECTOR, barrel, cal..30 -----	6	
C64255		REFLECTOR, barrel, cal..50 -----	6	
D35442		ROD, cleaning, cal..50, M6 -----	5	
D8237		ROD, cleaning, jointed, cal..30, M1 -----	5	
D35441		ROD, cleaning, jointed, cal..50, M7 -----	5	
D1888		ROLL, tool, armorer's -----	3	
TGAX1A		SCREWDRIVER, comm., normal duty, 3 in. blade ---	5	
BL47160		STONE, sharpening, unmounted, artificial, fine, tri., 4 x 7/16 -----	4	
C64302		TOOL, carbon removing, cal..30, M4 -----	2	
BL31314		TOOL, combination, cal..30, M2 -----	2	
C3856		TOOL, release -----	2	
B8863		VICE, bench, domestic style, 3 in. opng. -----	1	
D28242		WRENCH, combination, cal..50, M2 -----	2	
C67217		WRENCH, pipe strap, cap. 2 - 5 in. -----	3	
		MAINTENANCE PARTS FOR ACCESSORIES; FOR:		
		MACHINE, link loading, cal..50, M2 (D8794)		
C64045		HANDLE, loading, assembly -----	5	
BFX1CE		PIN, cotter, split, S., 3/32 x 3/4 -----	60	
A22920		PIN, hinge -----	10	
A22919		PIN, stop, loading slide -----	15	
--		RIVET, S., ck-hd., 3/16 x 1 -----	10	
BCAX1AC		SCREW, cap, hex-hd., 1/4-20NC-2 x 1 -----	20	
A22921		SCREW, loading handle extension -----	10	
A22923		SPRING, loading slide stop -----	20	
A22924		STOP, loading slide -----	15	

ORDNANCE DEPARTMENT,
WASHINGTON, MARCH 20, 1942.

STANDARD NOMENCLATURE LIST NO. A-38

GUN, MACHINE, CAL.50, BROWNING,
M2, AIRCRAFT - BASIC

Section I - Groupment Weights -----

Page
1

Section I

GROUPMENT WEIGHTS

The weights listed are for groupment of items, such as sets of spare parts, accessories, sighting equipment, etc., as such groupments would be supplied in making initial issues under mobilization or war plans. For detailed weights of the principal unit assemblages, accessories, etc., see data in appropriate technical manuals. For unit weights of individual parts normally available for maintenance, and for other items carried in the field for replacement purposes, refer to the "Unit Weights" in basic spare parts and equipment sets.

ORGANIZATION SPARE PARTS

Weight
in Lbs.

Barrel, assembly (spare) -----	9.85
Browning Aircraft Machine Gun, cal..50, M2, set -----	14.84

ORGANIZATION EQUIPMENT

Chest, armorer's tool, M1, w/contents, complete -----	56.00
Machine, link loading, cal..50, M2 (10 rds.) -----	18.60
Roll, tool, armorer's, w/contents, complete -----	10.00

CHANGES }
NO. 2 }

ORDNANCE DEPARTMENT,
WASHINGTON, 10 SEPTEMBER 1943.

STANDARD NOMENCLATURE LIST NO. A-38

ADDENDUM

FOR

**GUN, MACHINE, CAL..50,
BROWNING, M2, AIRCRAFT, BASIC**

Standard Nomenclature List No. A-38, Addendum, dated 9 June 1943, is changed as follows:

Page 4:

The 4th item is changed as follows:

A038 01 00021 D35348A *BARREL (alternate for
BARREL, assembly
D28272)*..... — —

(O.O. 140.2/5037)

(O.O. 140.2/4854)

Page 5: (As changed by Changes No. 1, dated 10 August 1943.)

The following item is added in alphabetical order:

A262799 PIN, back plate latch lock
spring..... 16 12

(O.O. 140.2/4812)

Page 7: (As changed by Changes No. 1, dated 10 August 1943.)

The 15th item is changed as follows:

A-19 A037 01 01771 B243607 SPRING, back plate latch lock . 16 12 +

The piece mark of the 19th item is changed from "A13513" to A13613.

(O.O. 140.2/4812)

Page 8: (As changed by Changes No. 1, dated 10 August 1943.)

The 6th item, "A13424 STUD, bolt," is deleted in its entirety.

The following item is added in alphabetical order:

B8969A VALVE, oil buffer piston,
assembly (alternate)..... — —

(O.O. 140.2/4812)

*These changes supersede Changes No. 1, dated 10 August 1943.

DISTRIBUTION: Ordnance organizations, establishments and any interested personnel.

ADDENDUM

Page 10: (As changed by Changes No. 1, dated 10 August 1943.)

Under "MAINTENANCE PARTS FOR 100 SLIDES, RETRACTING, GROUP ASSEMBLY (D28300A)" the 6th item, "A13687 NUT, retracting slide plunger," is deleted in its entirety.

The 7th item, "A13686 PIN, retracting slide," is deleted in its entirety.

The following item is added in alphabetical order:

A-19 % A037 01 00840 A13686 NUT, retracting slide..... 16 12 +

The following item is added in alphabetical order:

A-19 % A037 01 01070 A13687 PIN, retracting slide plunger.... 8 2 +

(O.O. 140.2/4812)

L. H. CAMPBELL, JR.,
Major General, Chief of Ordnance.

CHANGES)
NO. 3)

ORDNANCE DEPARTMENT,
WASHINGTON, JULY 13, 1942.

STANDARD NOMENCLATURE LIST NO. A-38

GUN, MACHINE, CAL.50, BROWNING, M2,
AIRCRAFT - BASIC

Standard Nomenclature List No. A-38, March 20, 1942, is changed as follows:

Page 31: (As changed by Changes No. 2, May 26, 1942.)

The note symbol of the 6th item "C77474, HIDER, flash" is changed from "W" to W Y.
(O.O. 140.2/2092)

ADDENDUM:

Pages 1 to 7 and changes thereto are canceled in their entirety and the following substituted therefor:

ADDENDUM - STANDARD NOMENCLATURE LIST NO. A-38

GUN, MACHINE, CAL.50, BROWNING, M2,
AIRCRAFT - BASIC

MAJOR ITEMS, MAINTENANCE PARTS, AND
EQUIPMENT REQUIRED FOR MAINTENANCE OF
GUN, MACHINE, CAL.50, BROWNING, M2,
AIRCRAFT - BASIC

1. Listed below are the estimated quantities of major items, maintenance parts, and equipment for the maintenance of 100 Guns, Machine, Cal..50, Browning, M2, Aircraft, Basic, for 12 months within a theater of operation. The quantity of parts required is shown in two columns. Column 1 lists the estimated quantity of spare parts required to maintain 100 major items for 12 months (exclusive of complete overhaul). Column 2 lists the estimated quantity of parts required for the complete overhaul during 12 months of the same major items by base shops in the Zone of the Interior and Theaters of Operation plus a distribution factor.

2. a. The figures shown in Column 1 will be used as a basis for computing normal maintenance requirements. For example, 30 days of supply for 10 major items is the nearest whole equivalent of $1/10 \times 1/12$ of the quantities listed in Column 1 for the particular parts required.

b. Column 1 will be used in computing depot stocks where overhaul operations are not involved. Special computations are required to provide proper stocks for base shops performing major overhaul.

c. Based upon the particular mission at hand, the responsible ordnance officers will designate the quantity of spare major items and quantity and type of maintenance parts to be carried in the field by mobile maintenance units.

3. Items indicated by a star(*) are issued to arsenals and base shops only where facilities are available for major overhaul. Normally they will not be issued to mobile ordnance shops. Starred items do not appear in Column 1.

4. Unless otherwise specified the following quantities of the items listed in Column 1 normally will be carried:

**These changes supersede Changes No. 2, May 26, 1942.

GUN, MACHINE, CAL.50, BROWNING, M2, AIRCRAFT - BASIC

MAINTENANCE PARTS

Unit	Issue
Ordnance Company Aviation (Bombardment or Pursuit)	1/12 set per Platoon
Ordnance Company Aviation (Air Base)	1/3 set per Company

MAINTENANCE EQUIPMENT

Unit	Issue
Ordnance Company Aviation (Bombardment or Pursuit)	*1/3 set per Platoon
Ordnance Company Aviation (Air Base)	1 set per Company

MAINTENANCE PARTS FOR ACCESSORIES FOR MACHINE LINK LOADING, CAL. 50, M2

Unit	Issue
Ordnance Company Aviation (Bombardment or Pursuit)	1/10 set per Platoon
Ordnance Company Aviation (Air Base)	1/5 set per Company

TOTAL WEIGHTS

Items listed hereunder are for 12 months maintenance.

Pounds

Gun, Machine, Cal..50, Browning, M2, Aircraft, Basic	_____	
MAINTENANCE PARTS FOR:		
Gun, Machine, Cal..50, Browning, M2, Aircraft, Basic (Quantities as in Col. 1)	_____	1214.58
MAINTENANCE EQUIPMENT:		
Accessories		
MAINTENANCE PARTS FOR ACCESSORIES; FOR:		
Machine, Link Loading, Cal..50, M2 (Quantities as in Col. 1)	_____	15.27
Hider, Flash, Cal..50, M1 (Quantities as in Col. 1)	_____	2.02

* Minimum of one of each item per platoon; in all other sets an additional item is authorized when the fraction is greater than two-thirds.

ADDENDUM

PIECE MARK OR DRAWING NO.	ITEM	COL. 1 FIELD MAINTENANCE	COL. 2 MAJOR OVERHAUL AND DISTRIBUTION	COL. 3 UNIT WEIGHT (lbs.)
---------------------------------	------	--------------------------------	--	------------------------------------

MAJOR ITEM

Maintenance factors for Aircraft Armament in the Theater of Operations are fixed at zero on the assumption that this Armament will have the same wastage as the Airplane.

SECTION I

MAINTENANCE PARTS FOR GUN, MACHINE, CAL.. 50,
BROWNING, M2. AIRCRAFT - BASIC

C8141	ACCELERATOR	12	8	.39
B8914	ARM, belt feed pawl	12	8	.02
B8944	BAR, trigger	12	6	.17
D28272	BARREL, assembly	100	90	9.25
B8910	BEARING, barrel, front	4	4	.56
C3941	BODY, oil buffer, assembly	4	4	2.29
B147463	BOLT, alternate feed, assembly	12	10	4.81
A152938	BOLT, breech lock cam	12	8	.06
* C4070	BRACKET, top plate	—	4	.25
C4077	BUFFER, oil, assembly	4	4	1.10
B147583	CAM, lock, breech, assembly	4	4	.59
B9731	CAP, oil buffer tube	—	4	.27
A152900	COLLAR, driving spring rod	12	6	+
C4081	COVER, assembly	4	4	3.13
B9712	DEPRESSOR, breech lock	—	12	.05
A152835	DISK, buffer	100	80	+
B9732	EJECTOR	12	6	.02
C4082	EXTENSION, barrel, assembly	12	10	3.69
B8976	EXTENSION, firing pin, assembly	24	18	.12
B8959	EXTRACTOR, assembly	40	18	.21
B8782	GUIDE, oil buffer spring, assembly	4	4	.08
C64290	JACKET, barrel, w/front bearing, assembly	4	4	3.87
A9784	KEY, oil buffer piston valve	—	4	+
A9520	KEY, oil buffer spring guide	—	4	+
B8949	LATCH, back plate	4	4	.09
B8928	LATCH, cover	4	4	.03
B9718	LEVER, cocking	24	18	.04
C64278	LEVER, feed, belt	44	34	.31
B147464	LOCK, back plate latch	4	4	.06
B8925	LOCK, breech	16	10	.37
B8787A	LOCK, oil buffer tube	16	10	.06
A9266	LOCK, spring, oil buffer body	12	6	.03
A13565	LOCK, trunnion block	4	4	.02
A152939	NUT, breech lock cam bolt	12	8	.07
A9267	NUT, oil buffer piston head	4	4	.02
A13556	NUT, switch pivot	12	8	+
A9279	PACKING, oil buffer gland	28	16	+

* Indicates weight less than .01 lb.

**GUN, MACHINE, CAL.50, BROWNING, M2,
AIRCRAFT - BASIC**

PIECE MARK OR DRAWING NO.	ITEM	COL. 1 FIELD MAINTENANCE	COL. 2 MAJOR OVERHAUL AND DISTRIBUTION	COL. 3 UNIT WEIGHT (lbs.)
SECTION I				
MAINTENANCE PARTS FOR GUN, MACHINE, CAL.50, BROWNING, M2, AIRCRAFT - BASIC - Continued				
B8975	PAWL, alining, cartridge -----	8	6	.03
B8515	PAWL, cover detent, assembly -----	4	4	.05
B8961	PAWL, feed, belt, assembly -----	24	18	.06
B8916	PAWL, holding, belt -----	16	12	.05
A152750	PIECE, filler, lower -----	4	4	.09
B8790	PIN, accelerator, assembly -----	20	16	.06
A9275	PIN, back plate filler piece -----	8	4	.01
A9275	PIN, back plate latch -----	12	8	.01
A13581	PIN, back plate latch lock -----	4	4	+
B8962	PIN, belt feed pawl, assembly -----	20	16	.01
B8963	PIN, belt holding pawl, assembly -----	24	22	.04
B8784	PIN, breech lock, assembly -----	20	16	.03
A13612	PIN, cartridge alining pawl -----	12	6	+
A9383	PIN, cocking lever -----	28	18	.02
BFAX1BE	PIN, cotter, split, S., 1/16 x 3/4 -----	100	100	+
BFAX1CE	PIN, cotter, split, S., 3/32 x 3/4 -----	100	80	+
BFAX1DF	PIN, cotter, split, S., 1/8 x 7/8 -----	100	80	+
BFAX1DK	PIN, cotter, split, S., 1/8 x 1-1/2 -----	48	24	+
A9271	PIN, cover -----	4	4	.04
B17171	PIN, firing -----	28	18	.04
A152854	PIN, lower filler piece -----	8	4	+
A152898	PIN, stop, driving spring rod collar -----	20	12	+
A9382	PIN, stop, firing pin spring -----	16	8	+
B8683	PIN, trigger bar, assembly -----	16	12	.04
C64311	PLATE, back w/horizontal buffer, assembly -----	4	4	2.68
A152839	PLUNGER, adjusting screw -----	8	2	+
A13515	PLUNGER, belt feed lever -----	40	18	+
A13611	PLUNGER, cartridge alining pawl -----	12	6	+
A9283	RIVET, breech lock depressor -----	8	4	+
* A9292	RIVET, top plate bracket -----	—	40	+
C64304	ROD, driving spring, assembly -----	8	4	.16
C64305	ROD, driving spring, w/springs, assembly -----	60	38	.32
B8763	ROD, oil buffer piston, assembly -----	8	4	.14
A152834	SCREW, adjusting -----	8	4	.15
A9361	SCREW, filler, oil buffer tube -----	28	18	+
A13655	SCREW, front barrel bearing -----	20	16	+
A152829	SCREW, lock, breech bearing -----	16	12	.01
A9360	SCREW, oil buffer relief valve -----	4	4	+
C4067	SEAR -----	24	14	.04
B8964	SHAFT, cover latch, assembly -----	4	4	.11
B8951A	SHIM, trunnion block, No. 1, .0585 thick -----	—	4	.07
B8951B	SHIM, trunnion block, No. 2, .0610 thick -----	—	4	.08
B8951C	SHIM, trunnion block, No. 3, .0635 thick -----	—	4	.08
B8951D	SHIM, trunnion block, No. 4, .0660 thick -----	—	4	.08
B8951E	SHIM, trunnion block, No. 5, .0685 thick -----	—	4	.09
B8951F	SHIM, trunnion block, No. 6, .0710 thick -----	—	4	.09
B8951G	SHIM, trunnion block, No. 7, .0735 thick -----	—	4	.09
B8951H	SHIM, trunnion block, No. 8, .0760 thick -----	—	4	.10
B8951J	SHIM, trunnion block, No. 9, .0785 thick -----	—	4	.10

+ Indicates weight less than .01 lb.

ADDENDUM

PIECE MARK OR DRAWING NO.	ITEM	COL. 1 FIELD MAINTENANCE	COL. 2 MAJOR OVERHAUL AND DISTRIBUTION	COL. 3 UNIT WEIGHT (lbs.)
SECTION I				
MAINTENANCE PARTS FOR GUN, MACHINE, CAL..50, BROWNING, M2, AIRCRAFT - BASIC - Continued				
B8951K	SHIM, trunnion block, No. 10, .0810 thick -	—	4	.10
B8951L	SHIM, trunnion block, No. 11, .0835 thick -	—	4	.11
B8951M	SHIM, trunnion block, No. 12, .0860 thick -	—	4	.11
B8965	SLIDE, feed, belt, assembly -----	12	6	.19
A13595	SLIDE, sear -----	24	18	.02
A13583	SPACER, back plate trigger -----	12	8	+
A9300	SPRING, adjusting screw plunger -----	8	2	+
A9356	SPRING, back plate latch -----	8	8	+
A152875	SPRING, back plate latch lock -----	16	10	+
A13516	SPRING, belt feed lever plunger -----	36	22	+
A9351	SPRING, belt feed pawl -----	40	30	+
A9522	SPRING, belt holding pawl -----	40	22	+
A13613	SPRING, cartridge alining pawl -----	20	10	+
A13520	SPRING, cover detent pawl -----	4	4	+
B9741	SPRING, cover extractor -----	40	30	.05
B8931	SPRING, cover latch -----	28	20	.02
B147510	SPRING, driving, inner -----	40	20	.05
B147509	SPRING, driving, outer -----	40	20	.10
A9523	SPRING, ejector -----	40	26	+
A9353	SPRING, firing pin -----	84	64	.02
B8908	SPRING, locking barrel -----	28	24	+
B9832	SPRING, oil barrel -----	24	16	.16
A9393	SPRING, oil buffer relief valve -----	4	4	+
A9524	SPRING, sear -----	60	20	+
B8943	SPRING, switch -----	28	18	+
A9352	SPRING, trigger -----	8	4	+
A13566	SPRING, trunnion block lock -----	4	4	+
A13539	STOP, cartridge, front -----	12	6	.06
A13540	STOP, cartridge, rear -----	8	6	.05
C77408	STOP, cartridge, rear, R.H. -----	4	4	.30
C77409	STOP, cartridge, rear, R.H., assembly -----	4	4	.34
B8788	STOP, sear, assembly -----	24	18	.02
A13541	STRIPPER, link -----	8	6	.10
A13424	STUD, bolt switch -----	12	8	.04
B147461	SWITCH -----	12	10	.09
C4062	SWITCH, bolt -----	12	10	.15
B8969	VALVE, oil buffer piston, assembly -----	4	4	.07
A9528	VALVE, relief, oil buffer -----	8	4	+
A13545	WASHER, cover latch shaft -----	8	8	+

SECTION II
MAINTENANCE PARTS FOR PLATE, BACK,
SPADE GRIP, ASSEMBLY (D35478)

D35478	PLATE, back, spade grip, assembly, complete	—	4	
A152835	DISK, buffer -----	100	100	+

+ Indicates weight less than .01 lb.

**GUN, MACHINE, CAL.50, BROWNING, M2,
AIRCRAFT - BASIC**

PIECE MARK OR DRAWING NO.	ITEM	COL. 1 FIELD MAINTENANCE	COL. 2 MAJOR OVERHAUL AND DISTRIBUTION	COL. 3 UNIT WEIGHT (lbs.)
SECTION II				
MAINTENANCE PARTS FOR PLATE, BACK, SPADE GRIP, ASSEMBLY (D35478) - Continued				
B8936	FRAME, handle, lower -----	--	4	.25
B8937	FRAME, handle, upper -----	--	4	.25
B8765A	GRIP, handle -----	4	4	.20
B8765	GRIP, handle, assembly -----	8	8	.12
B8949	LATCH, back plate -----	--	4	.09
B147464	LOCK, back plate latch -----	--	4	.06
A9275	PIN, back plate latch -----	16	16	.01
A13581	PIN, back plate latch lock -----	4	4	+
C64309	PLATE, back, w/o latch, assembly -----	--	4	2.44
A152869	PLATE, buffer -----	8	12	.15
A152839	PLUNGER, adjusting screw -----	12	12	+
A9287	RIVET, handle frame -----	--	16	+
B147511	SAFETY, trigger -----	--	4	.05
C64303	SAFETY, trigger, group assembly -----	8	8	.07
A152834	SCREW, adjusting -----	4	8	.15
A9394	SCREW, handle tube -----	8	8	.08
A152897	SCREW, trigger safety -----	16	10	+
A13583	SPACER, back plate trigger -----	4	4	+
A9300	SPRING, adjusting screw plunger -----	16	20	+
A9356	SPRING, back plate latch -----	8	12	+
A152875	SPRING, back plate latch lock -----	40	40	+
A9352	SPRING, trigger -----	40	36	+
A152896	SPRING, trigger safety -----	40	38	+
B8918	TRIGGER -----	4	4	.14

SECTION III
**MAINTENANCE PARTS FOR SLIDE, OPERATING,
GROUP, ASSEMBLY (D28200)**

C3948	BAR, operating slide, w/springs, assembly	12	8	.79
A13421	GUIDE, operating slide, front -----	--	4	.09
B8745	GUIDE, operating slide, rear -----	--	4	.31
B8805	HANDLE, operating slide, assembly -----	--	4	.39
A13609	PIECE, back operating slide guide -----	--	4	.04
A13416	PIN, hinge, operating slide handle -----	--	4	.01
A13415	PIN, operating slide roller -----	--	4	.01
A13418	PIN, stop, operating slide handle -----	--	4	+
A13417	PLUNGER, operating slide handle -----	--	4	+
--	RIVET, S., ck-hd., 1/8 x 3/8 -----	8	8	+
A13425	ROLLER, operating slide -----	--	4	.05
A13419A	SCREW, operating slide guide, front -----	80	80	+
A13419C	SCREW, operating slide guide, rear, lower -	44	48	+
A13419B	SCREW, operating slide guide, rear, upper -	44	48	+
D28279	SLIDE, operating, assembly -----	--	4	1.11
A9804	SPRING, operating slide -----	20	20	+
A13423	SPRING, operating slide plunger -----	--	8	+
A13424	STUD, bolt -----	12	8	.04
BFWX1A	WIRE, S., low carbon, bright anld., .041 diam., lb. -----	1/2	1/2	.50

+ Indicates weight less than .01 lb.

ADDENDUM

PIECE MARK OR DRAWING NO.	ITEM	COL. 1 FIELD MAINTENANCE	COL. 2 MAJOR OVERHAUL AND DISTRIBUTION	COL. 3 UNIT WEIGHT (lbs.)
---------------------------------	------	--------------------------------	--	------------------------------------

**SECTION IV
MAINTENANCE PARTS FOR SLIDE, RETRACTING,
GROUP ASSEMBLY (D28300A)**

A13681	BOLT, retracting slide bracket -----	4	4	.03
B147597	BOLT, retracting slide grip, assembly -	8	8	.19
* C46029	BRACKET, retracting slide -----	—	4	1.71
B8988	GRIP, retracting slide, assembly -----	8	8	.20
B147085	LEVER, retracting slide -----	4	4	.28
A13686	NUT, retracting slide -----	12	16	+
A13687	PIN, retracting slide plunger -----	8	4	+
BFCX1FB	PIN, taper, No. 4 (.25) x 3/4 -----	16	16	.01
B8990	PLUNGER, retracting slide -----	12	8	+
A13419D	SCREW, retracting slide bracket, front -	40	36	+
A13419E	SCREW, retracting slide bracket, rear -	80	72	+
* B8991	SLIDE, retracting -----	—	4	.31
A13691	SPRING, retracting slide lever, L.H. --	20	20	+
A13692	SPRING, retracting slide lever, R.H. --	24	20	+
A13693	SPRING, retracting slide plunger -----	8	8	+
A13694	STOP, retracting slide lever -----	4	8	.04
A13424	STUD, bolt -----	12	8	.04
B8993	STUD, retracting slide -----	4	4	.09
B8992	STUD, retracting slide lever -----	4	4	.06
A13696	WASHER, retracting slide -----	4	4	.02
A13697	WASHER, retracting slide lever stud ---	4	4	+
BFWX1A	WIRE, S., low carbon, bright anld., .			
	.041 diam., lb. -----	1/2	1/2	.50

MAINTENANCE EQUIPMENT

ACCESSORIES :

B108828	BRUSH, chamber cleaning, M6 -----	8	—	.05
C4035	BRUSH, cleaning, cal..30, M2 -----	100	—	.01
C4037	BRUSH, cleaning, cal..50, M4 -----	100	—	.05
C64059	CAN, oil, 1 qt. -----	10	—	.11
B101630C	CAP, jaw, vise, cop., 3 in., pr. -----	1	—	.57
C6573	CASE, cleaning rod, cal..30, M1 -----	5	—	.25
C64274	CASE, cleaning rod, cal..50, M15 -----	5	—	.26
D1885	CHEST, armorer's tool, M1 -----	1	—	4.82
D35357	CONTAINER, file -----	1	—	.12
D28331	COVER, spare barrel, M8 -----	25	—	.38
BL46934	COVER, trigger motor slot -----	10	—	.05
TCGX2D	DRIFT, brass, stght., 3/8 rod. x 4 ---	2	—	.13
C3854	EXTRACTOR, ruptured cartridge, Mk. IV -	3	—	.38
TEAX2CB	FILE, A.S., half-rd., sec-cut., 6 in. -	2	—	.19
TEAX1CK	FILE, A.S., mill, sm., 6 in. -----	2	—	.11
TEAX2DK	FILE, A.S., round, sec-cut., 8 in. ----	2	—	
TEAX2CP	FILE, A.S., three-sq., sm., 6 in. ----	2	—	.19
A196229	GAGE, headspace and timing, cal..30, BMG	3	—	.04
A196228	GAGE, headspace and timing, cal..50, BMG	3	—	.15
TAFX2A	HAMMER, brass, dble-bell-face., 3 oz. -	2	—	.25
TAFX3A	HAMMER, lead, 2 lb. -----	3	—	3.16
TAAX1B	HAMMER, machs., ball peen, 8 oz. -----	2	—	.84
TEHX1B	HANDLE, file, 1-1/8 x 4 in. -----	3	—	.05
TEHX1C	HANDLE, file, 1-1/4 x 4-1/4 in. -----	2	—	.06

* Indicates weight less than .01 lb.

**GUN, MACHINE, CAL.50, BROWNING, M2,
AIRCRAFT - BASIC**

PIECE MARK OR DRAWING NO.	ITEM	COL. 1 FIELD MAINTENANCE	COL. 2 MAJOR OVERHAUL AND DISTRIBUTION	COL. 3 UNIT WEIGHT (lbs.)
	MAINTENANCE EQUIPMENT - Continued			
	ACCESSORIES - Continued			
D8794	MACHINE, link loading, cal..50, M2 (10 rd.)	3	--	18.60
B8514	OILER, filling, oil buffer -----	6	--	.30
C59737	OILER, oval, 3 oz., w/cap and chain -----	4	--	.27
C59736	OILER, rectangular, 12 oz., w/cap and chain -----	3	--	.48
THBX1A	PLIERS, side-cutting, paral-jaw., 6 in. r-----	4	--	.50
TCDX1A	PUNCH, center, 4 in. -----	6	--	.13
TCFX2A	PUNCH, drive pin, .03 in. pt. -----	5	--	.04
TCFX2C	PUNCH, drive pin, .05 in. pt. -----	5	--	.04
TCFX2F	PUNCH, drive pin, .08 x 3/4 pt. -----	5	--	.04
B147001	REFLECTOR, barrel, cal..30 -----	6	--	.04
C64255	REFLECTOR, barrel, cal..50 -----	6	--	
D35442	ROD, cleaning, cal..50, M6 -----	5	--	1.25
D8237	ROD, cleaning, jointed, cal..50, M1 -----	5	--	.84
D35441	ROD, cleaning, jointed, cal..50, M7 -----	5	--	1.23
D1888	ROLL, tool, armorer's -----	3	--	.63
TGAX1A	SCREWDRIVER, comm., normal duty, 3 in. blade	5	--	
B147160	STONE, sharpening, unmounted, artificial, fine, tri., 4 x 7/16 -----	4	--	
C64302	TOOL, carbon removing, cal..30, M4 -----	2	--	.47
B131314	TOOL, combination, cal..30, M2 -----	2	--	.14
C3856	TOOL, release -----	2	--	.40
B8863	VICE, bench, domestic style, 3 in. opng. -	1	--	8.75
D28242	WRENCH, combination, cal..50, M2 -----	2	--	3.00
C67217	WRENCH, pipe strap, cap., 2 - 5 in. -----	3	--	2.25

MAINTENANCE PARTS FOR ACCESSORIES; FOR:

	MACHINE, link loading, cal..50, M2 (D8794)			
C64045	HANDLE, loading, assembly -----	5	--	2.48
BFAX1CE	PIN, cotter, split, S., 3/32 x 3/4 -----	60	--	+
A22920	PIN, hinge -----	10	--	.06
A22919	PIN, loading slide stop -----	15	--	+
--	RIVET, S., ck-hd., 3/16 x 1 -----	10	--	--
BCAX1AC	SCREW, cap, hex.-hd., 1/4-20NC-2 x 1 -----	20	--	.03
A22921	SCREW, loading handle extension -----	10	--	.09
A22923	SPRING, loading slide stop -----	20	--	+
A22924	STOP, loading slide -----	15	--	.02
	HIDER, flash Cal..50, M1 (C77474)			
B212688	COVER, escape hole -----	8	6	.14
A262765	SCREW, sleeve -----	40	28	.01
C57199	SLEEVE, booster -----	--	3	.71
A196243	WASHER, lock, booster -----	100	75	+

(0.0. 140.2/2296)

L. H. CAMPBELL, JR.,
Major General, Chief of Ordnance.

+ Indicates weight less than .01 lb.

No. 4)

Washington, September 25, 1942.

**GUN, MACHINE, CAL..50, BROWNING, M2,
AIRCRAFT - BASIC**

Standard Nomenclature List No. A-38, March 20, 1942, as changed by Changes No. 3, July 13, 1942, is further changed as follows:

Page 14:

The following items are added in alphabetical order:

Y B147756 SLIDE, feed, belt (used on guns
of present manufacture) ----- 1
B261110 SLIDE, feed, belt, assembly (used
on guns of present manufacture) (1)
(Composed of:
one A9363 belt feed pawl
spring STUD
Y one B147756 belt feed SLIDE)

(0.0, 472.54/17268)

Page 14:

The 3rd item is changed to read as follows:

Y 8 B8915 SLIDE, feed, belt (used on guns
of early manufacture) ----- 1

(0.0. 472.54/17268)

Page 14:

The 4th item is changed to read as follows:

%	B8965	SLIDE, feed, belt, assembly (used on guns of early manufacture)	(1)
---	-------	--	-----

(0.0.472.54/17268)

L. H. CAMPBELL, JR.,
Major General, Chief of Ordnance.

**These changes do not supersede Changes No. 3,
July 13, 1942.

CHANGES)
NO. 6)

ORDNANCE DEPARTMENT,
Washington, December 26, 1942.

STANDARD NOMENCLATURE LIST No. A-38

GUN, MACHINE, CAL..50, BROWNING, M2,
AIRCRAFT - BASIC

Standard Nomenclature List No. A-38, March 20, 1942 as changed by Changes No. 3, July 13, 1942, Changes No. 4, September 25, 1942 and Changes No. 5, November 17, 1942, is further changed as follows:

Page 31:

The footnote "4" at the bottom of the page is changed to read as follows:

⁴ One per airplane equipped with BMG, cal..50, aircraft.
(O.O. 472.54/21025)

Pages 31 and 32:

Under "ROLL, tool, armorer's, w/contents, complete," the following items are deleted in their entirety:

- 10 BRUSH, cleaning, cal..30, M2
- 1 CASE, cleaning rod, cal..30, M1
- 1 EXTRACTOR, ruptured cartridge, Mk. IV
- 1 GAGE, headspace and timing, cal..30, BMG
- 1 REFLECTOR, barrel, cal..30
- 1 ROD, cleaning, jointed, cal..30, M1
- 1 TOOL, carbon removing, cal..30, M4
- 1 TOOL, combination, cal..30, M2

(O.O. 472.54/21025)

L. H. CAMPBELL, JR.,
Major General, Chief of Ordnance.

** These changes do not supersede Changes No. 3, July 13, 1942, Changes No. 4, September 25, 1942 and Changes No. 5, November 17, 1942.

CHANGES)
No. 7)

ORDNANCE DEPARTMENT,
Washington, April 3, 1943.

STANDARD NOMENCLATURE LIST NO. A-38

GUN, MACHINE, CAL. .50, BROWNING, M2,
AIRCRAFT - BASIC

Standard Nomenclature List No. A-38, March 20, 1942, as changed by Changes No. 3, July 13, 1942, Changes No. 4, September 25, 1942, Changes No. 5, November 17, 1942, and Changes No. 6, December 26, 1942, is further changed as follows:

Page 30:

Under "ACCESSORIES (Cont'd)" the piece mark of the 11th item "GAGE, headspace and timing, cal..30, BMG," is changed to read A351216, and the piece mark of the 12th item, "GAGE, headspace and timing, cal..50, BMG, is changed to read A351217.

L. H. CAMPBELL, JR.,
Major General, Chief of Ordnance.

(O.O. 140.2/4002)

* These changes do not supersede Changes No. 3, July 13, 1942, Changes No. 4, September 25, 1942, Changes No. 5, November 17, 1942 and Changes No. 6, December 26, 1942.

CHANGES)
No. 8)

ORDNANCE DEPARTMENT,
Washington, April 6, 1943.

STANDARD NOMENCLATURE LIST NO. A-38

GUN, MACHINE, CAL.50, BROWNING, M2,
AIRCRAFT - BASIC

Standard Nomenclature List No. A-38, March 20, 1942, as changed by Changes No. 3, July 13, 1942, Changes No. 4, September 25, 1942, Changes No. 5, November 17, 1942, Changes No. 6, December 26, 1942, and Changes No. 7, April 3, 1943, is further changed as follows:

Page 14:

Footnote "2" is added to the following components added to the list by Changes No. 4:

Y	B147756	SLIDE, feed, belt (used on guns of present manufacture) -----	1
	B261110	SLIDE, feed, belt, assembly (used on guns of present manufacture)	(1)
		(Composed of:	
		one A9363 belt feed pawl spring STUD	
	Y	one B147756 belt feed SLIDE)	

The following footnote is added at the bottom of the page:

²Belt feed slides of present manufacture may be distinguished from those of early manufacture by a 1/8-inch hole drilled through the center.

L. H. CAMPBELL, JR.,
Major General, Chief of Ordnance.

(O.O. 140.2/3189)

** These changes do not supersede Changes No. 3, July 13, 1942, Changes No. 4, September 25, 1942, Changes No. 5, November 17, 1942, Changes No. 6, December 26, 1942 and Changes No. 7, April 3, 1943.

CHANGES)
No. 9)

ORDNANCE DEPARTMENT,
Washington, April 22, 1943.

STANDARD NOMENCLATURE LIST NO. A-38

GUN, MACHINE, CAL.50, BROWNING, M2,
AIRCRAFT - BASIC

The Addendum added to Standard Nomenclature List No. A-38, March 20, 1942 by Changes No. 3, July 13, 1942, is changed as follows:

Page 7:

Under "MAINTENANCE EQUIPMENT" "ACCESSORIES," the 3rd item is changed to read as follows:

C4037 BRUSH, cleaning, cal..50, M4 -- 2000 -- 0.05

Page 8:

The 12th item is changed to read as follows:

D35442 ROD, cleaning, cal..50, M6 --- 16 -- 1.25

The 13th item is changed to read as follows:

M-3 D8237 ROD, cleaning, jointed,
cal..30, M1 ----- 5 -- 0.84

The 14th item is changed to read as follows:

D35441 ROD, cleaning, jointed,
cal..50, M7 ----- 16 -- 1.23

L. H. CAMPBELL, JR.,
Major General, Chief of Ordnance.

(O.O. 140.2/4189)

* These changes do not supersede Changes No. 3, July 13, 1942; Changes No. 4, September 25, 1942; Changes No. 5, November 17, 1942; Changes No. 6, December 26, 1942; Changes No. 7, April 3, 1943; and Changes No. 8, April 6, 1943.